



2022

UK MANUFACTURED

# WORKBENCHES

- [2 Square Tube Workbenches](#)
- [6 Cantilever Workbenches](#)
- [10 Premium Height Adjustable Workbenches](#)
- [12 Square Tube ESD Workbenches](#)
- [16 Cantilever ESD Workbenches](#)
- [20 Premium Height Adjustable ESD Workbenches](#)
- [22 Heavy Duty Workbenches](#)
- [26 Workbench Accessories](#)
- [28 Electric Height Adjustable Binary Workbenches](#)
- [30 Manual Height Adjustable Binary Workbenches](#)
- [31 Fixed Height Binary Workbenches](#)
- [32 Mailroom Workbenches](#)
- [34 Pack Tek Dual Workbenches](#)
- [38 Pack Tek Dual Workbench Accessories](#)
- [40 Pack Tek Individual Workbenches](#)
- [44 Pack Tek Individual Workbench Accessories](#)
- [46 Stainless Steel Workbenches](#)
- [47 Cost Saver Height Adjustable Workbenches](#)
- [48 Plastic Open Fronted Containers](#)



- [WORKBENCHES](#)
- [EUROSLIDE](#)
- [CUPBOARDS](#)
- [LOCKERS](#)
- [WORKSTATIONS](#)
- [CYCLE PARKING](#)
- [SMOKING SHELTERS](#)
- [TRUCKS & TROLLEYS](#)
- [CANTEEN FURNITURE](#)
- [PALLETES](#)
- [BARRIERS](#)





- General workshop bench suitable for use in assembly, production and light engineering.
- Height adjustable feet for easy levelling.
- Powder coated light grey framework.
- MFC, Linoleum, Solid Beech and Laminate worktop options available.
- Full range of accessories available including drawers, cupboards, shelves, louvre panels and service ducts.
- Standard bench height: 840mm - 760mm and 920mm also available.
- Order quantities may apply, please speak to the sales team.
- Delivered in knock-down form.



## SOLID BEECH WORKTOP 27MM THICK



**All RED product codes are available on 5 Day Delivery**

## MFC WORKTOP 18MM THICK



Size H.W.D.	Code	Price
840.900.600	BQ849060GLXX	<b>£322.41</b>
840.1200.600	BQ841260GLXX	<b>£343.75</b>
840.1200.750	BQ841275GLXX	<b>£367.46</b>
840.1200.900	BQ841290GLXX	<b>£374.57</b>
840.1500.600	BQ841560GLXX	<b>£448.06</b>
840.1500.750	BQ841575GLXX	<b>£471.77</b>
840.1500.900	BQ841590GLXX	<b>£478.88</b>
840.1800.600	BQ841860GLXX	<b>£458.73</b>
840.1800.750	BQ841875GLXX	<b>£482.44</b>
840.1800.900	BQ841890GLXX	<b>£495.47</b>

### MFC - Extension Benches

Size H.W.D.	Code	Price
840.900.600	BQ849060GLET	<b>£264.33</b>
840.1200.600	BQ841260GLET	<b>£302.26</b>
840.1200.750	BQ841275GLET	<b>£325.97</b>

### MFC Lower Shelves - 450mm Deep

To Fit W.	Code	Price
1200	BELS1145GXXX	<b>£94.83</b>
1500	BELS1445GXXX	<b>£106.68</b>
1800	BELS1745GXXX	<b>£119.72</b>

## Solid Beech Worktop - Dimensions/Codes

Size H.W.D.	Code	Price
840.900.600	BQ849060BLXX	<b>£342.56</b>
840.1200.600	<b>BQ841260BLXX</b>	<b>£395.91</b>
840.1200.750	<b>BQ841275BLXX</b>	<b>£429.09</b>
840.1200.900	<b>BQ841290BLXX</b>	<b>£468.21</b>
840.1500.600	<b>BQ841560BLXX</b>	<b>£541.70</b>

## LINOLEUM WORKTOP 20MM THICK



Size H.W.D.	Code	Price
840.900.600	BQ849060LXX	<b>£346.12</b>
840.1200.600	BQ841260LXX	<b>£373.38</b>
840.1200.750	BQ841275LXX	<b>£387.61</b>
840.1200.900	BQ841290LXX	<b>£442.13</b>
840.1500.600	BQ841560LXX	<b>£468.21</b>
840.1500.750	BQ841575LXX	<b>£508.51</b>
840.1500.900	BQ841590LXX	<b>£593.86</b>
840.1800.600	BQ841860LXX	<b>£504.96</b>
840.1800.750	BQ841875LXX	<b>£518.00</b>
840.1800.900	BQ841890LXX	<b>£610.45</b>

### Linoleum - Extension Benches

Size H.W.D.	Code	Price
840.900.600	BQ849060LLET	<b>£302.26</b>
840.1200.600	BQ841260LLET	<b>£331.90</b>
840.1200.750	BQ841275LLET	<b>£344.94</b>

### Linoleum Lower Shelves - 450mm Deep

To Fit W.	Code	Price
1200	BELS1145LXXX	<b>£138.69</b>
1500	BELS1445LXXX	<b>£150.54</b>
1800	BELS1745LXXX	<b>£162.39</b>

## Solid Beech Worktop - Dimensions/Codes

Size H.W.D.	Code	Price
840.1500.750	<b>BQ841575BLXX</b>	<b>£605.71</b>
840.1500.900	<b>BQ841590BLXX</b>	<b>£657.87</b>
840.1800.600	<b>BQ841860BLXX</b>	<b>£551.19</b>
840.1800.750	<b>BQ841875BLXX</b>	<b>£656.68</b>
840.1800.900	<b>BQ841890BLXX</b>	<b>£680.39</b>

## LAMINATE WORKTOP 20MM THICK



Size H.W.D.	Code	Price
840.900.600	BQ849060PLXX	<b>£346.12</b>
840.1200.600	BQ841260PLXX	<b>£373.38</b>
840.1200.750	<b>BQ841275PLXX</b>	<b>£387.61</b>
840.1200.900	<b>BQ841290PLXX</b>	<b>£442.13</b>
840.1500.600	BQ841560PLXX	<b>£468.21</b>
840.1500.750	<b>BQ841575PLXX</b>	<b>£508.51</b>
840.1500.900	<b>BQ841590PLXX</b>	<b>£593.86</b>
840.1800.600	BQ841860PLXX	<b>£504.96</b>
840.1800.750	<b>BQ841875PLXX</b>	<b>£518.00</b>
840.1800.900	<b>BQ841890PLXX</b>	<b>£610.45</b>

### Laminate - Extension Benches

Size H.W.D.	Code	Price
840.900.600	BQ849060PLET	<b>£302.26</b>
840.1200.600	BQ841260PLET	<b>£331.90</b>
840.1200.750	BQ841275PLET	<b>£344.94</b>

### Laminate Lower Shelves - 450mm Deep

To Fit W.	Code	Price
1200	BELS1145PXXX	<b>£138.69</b>
1500	BELS1445PXXX	<b>£150.54</b>
1800	BELS1745PXXX	<b>£162.39</b>

## DRAWER & CUPBOARD OPTIONS

Description	Code	Price
Single Drawer 220 x 420 x 420	<b>BEDR04021</b>	<b>£208.62</b>
Triple Drawer 435 x 420 x 420	<b>BEDR04043</b>	<b>£397.09</b>
Cupboard Unit 435 x 420 x 420	<b>BEKU04041</b>	<b>£187.28</b>

**Please Note: Only Blue Drawers & Cupboards are available on 5 Day Delivery**

## COLOUR OPTIONS


Please add corresponding letters to the end of the code



## Square Tube Workbench - Accessories

Key	Description	Code	Price
A	760mm Rear Support Posts	<b>BESP7605XXXX</b>	<b>£88.90</b>
A	1180mm Rear Support Posts	<b>BESP1180XXXX</b>	<b>£107.87</b>
B	Upper Shelf 300mm MFC for 1200mm Bench	BEUS1200GXXX	<b>£119.72</b>
B	Upper Shelf 300mm Linoleum for 1200mm Bench	BEUS12008XXX	<b>£124.46</b>
B	Upper Shelf 300mm Laminate for 1200mm Bench	<b>BEUS1200PXXX</b>	<b>£124.46</b>
B	Upper Shelf 300mm Beech for 1200mm Bench	BEUS1200BXXX	<b>£143.43</b>
B	Upper Shelf 300mm MFC for 1500mm Bench	BEUS1500GXXX	<b>£143.43</b>
B	Upper Shelf 300mm Linoleum for 1500mm Bench	BEUS15008XXX	<b>£148.17</b>
B	Upper Shelf 300mm Laminate for 1500mm Bench	<b>BEUS1500PXXX</b>	<b>£148.17</b>
B	Upper Shelf 300mm Beech for 1500mm Bench	BEUS1500BXXX	<b>£174.25</b>
B	Upper Shelf 300mm MFC for 1800mm Bench	BEUS1800GXXX	<b>£163.58</b>
B	Upper Shelf 300mm Linoleum for 1800mm Bench	BEUS18008XXX	<b>£176.62</b>
B	Upper Shelf 300mm Laminate for 1800mm Bench	<b>BEUS1800PXXX</b>	<b>£176.62</b>
B	Upper Shelf 300mm Beech for 1800mm Bench	BEUS1800BXXX	<b>£210.99</b>
C	Light/Tool Rail Support for 1200mm Bench	<b>BERS1200XLXX</b>	<b>£93.64</b>
C	Light/Tool Rail Support for 1500mm Bench	<b>BERS1500XLXX</b>	<b>£99.57</b>
C	Light/Tool Rail Support for 1800mm Bench	<b>BERS1800XLXX</b>	<b>£103.13</b>
D	3 Setting LED Light	<b>BE3SETL1200X</b>	<b>£72.31</b>
	Tilting LED Light - 30 Watt	BELED3012XXX	<b>£192.03</b>
E	Louvred Back Panel with Pinboard for 1200mm Bench	<b>BELO4812IXXX</b>	<b>£171.88</b>
E	Louvred Back Panel with Pinboard for 1500mm Bench	<b>BELO4815IXXX</b>	<b>£178.99</b>
E	Louvred Back Panel with Pinboard for 1800mm Bench	<b>BELO4818IXXX</b>	<b>£208.62</b>
F	Worktop Service Duct for 1200mm Bench	<b>BESDWT122XXX</b>	<b>£143.43</b>
F	Worktop Service Duct for 1500mm Bench	<b>BESDWT15XXXX</b>	<b>£146.98</b>
F	Worktop Service Duct for 1800mm Bench	<b>BESDWT18XXXX</b>	<b>£154.09</b>
G	Post Fitted Service Duct for 1200mm Bench	BESDSP12XXXX	<b>£157.65</b>
G	Post Fitted Service Duct for 1500mm Bench	BESDSP15XXXX	<b>£164.76</b>
G	Post Fitted Service Duct for 1800mm Bench	BESDSP18XXXX	<b>£175.43</b>
H	Monitor and Keyboard Support Arm	BEMONARMFMMFG	<b>£208.62</b>
	Flat Screen Support Arm	<b>BEMONARMFSLC</b>	<b>£82.97</b>

## ACCESSORIES



A

5 DAY  
DELIVERY

Kit A - Laminate Worktop

Size H.W.D.	Code	Price
840.1200.750	<b>BQ841275PX1A</b>	<b>£783.51</b>
840.1500.750	<b>BQ841575PX1B</b>	<b>£903.23</b>
840.1800.750	<b>BQ841875PX1C</b>	<b>£913.90</b>

B



Kit B - Laminate Worktop

Size H.W.D.	Code	Price
840.1200.750	<b>BQ841275PX3A</b>	<b>£970.80</b>
840.1500.750	<b>BQ841575PX3B</b>	<b>£1,090.52</b>
840.1800.750	<b>BQ841875PX3C</b>	<b>£1,101.19</b>

C



Kit C - Laminate Worktop

Size H.W.D.	Code	Price
1600.1200.750	<b>BQ841275PX5A</b>	<b>£1,166.38</b>
1600.1500.750	<b>BQ841575PX5B</b>	<b>£1,326.40</b>
1600.1800.750	<b>BQ841875PX5C</b>	<b>£1,385.67</b>

D



Kit D - Laminate Worktop

Size H.W.D.	Code	Price
1600.1200.750	<b>BQ841275PX7A</b>	<b>£1,353.66</b>
1600.1500.750	<b>BQ841575PX7B</b>	<b>£1,513.69</b>
1600.1800.750	<b>BQ841875PX7C</b>	<b>£1,572.95</b>

E



Kit E - Laminate Worktop

Size H.W.D.	Code	Price
2020.1200.750	<b>BQ841275PX9A</b>	<b>£1,493.53</b>
2020.1500.750	<b>BQ841575PX9B</b>	<b>£1,664.22</b>
2020.1800.750	<b>BQ841875PX9C</b>	<b>£1,734.16</b>

F



Kit F - Laminate Worktop

Size H.W.D.	Code	Price
2020.1200.750	<b>BQ841275P11A</b>	<b>£1,680.82</b>
2020.1500.750	<b>BQ841575P11B</b>	<b>£1,851.51</b>
2020.1800.750	<b>BQ841875P11C</b>	<b>£1,921.44</b>





Kit A - Beech Worktop

Size H.W.D.	Code	Price
840.1200.750	BQ841275BX2A	£825.00
840.1500.750	BQ841575BX2B	£1,000.43
840.1800.750	BQ841875BX2C	£1,052.59



Kit B - Beech Worktop

Size H.W.D.	Code	Price
840.1200.750	BQ841275BX4A	£1,012.28
840.1500.750	BQ841575BX4B	£1,188.90
840.1800.750	BQ841875BX4C	£1,239.87



Kit C - Beech Worktop

Size H.W.D.	Code	Price
1600.1200.750	BQ841275BX6A	£1,207.87
1600.1500.750	BQ841575BX6B	£1,423.60
1600.1800.750	BQ841875BX6C	£1,524.35



Kit D - Beech Worktop

Size H.W.D.	Code	Price
1600.1200.750	BQ841275BX8A	£1,395.15
1600.1500.750	BQ841575BX8B	£1,612.07
1600.1800.750	BQ841875BX8C	£1,711.64



Kit E - Beech Worktop

Size H.W.D.	Code	Price
2020.1200.750	BQ841275B10A	£1,535.02
2020.1500.750	BQ841575B10B	£1,761.42
2020.1800.750	BQ841875B10C	£1,872.85



Kit F - Beech Worktop

Size H.W.D.	Code	Price
2020.1200.750	BQ841275B12A	£1,722.31
2020.1500.750	BQ841575B12B	£1,948.71
2020.1800.750	BQ841875B12C	£2,060.13

WORKBENCHES

EUROSLIDE

CUPBOARDS

LOCKERS

WORKSTATIONS

CYCLE PARKING

SMOKING SHELTERS

TRUCKS & TROLLEYS


CANTEEN FURNITURE

PALLETS

BARRIERS



- General workshop bench suitable for use in assembly, production and light engineering.
- Cantilever construction allows for maximum leg room.
- Height adjustable feet for easy levelling.
- Powder coated light grey framework.
- Linoleum, MFC, Solid Beech and Laminate worktop options available.
- Full range of accessories available including drawers, cupboards, shelves, louvre panels and service ducts.
- Standard bench height: 840mm - 760mm and 920mm also available.
- Order quantities may apply, please speak to the sales team.
- Delivered in knock-down form.



## SOLID BEECH WORKTOP 27MM THICK

Size H.W.D.	Code	Price
840.1200.750	<b>BC841275BLXX</b>	<b>£467.03</b>
840.1200.900	<b>BC841290BLXX</b>	<b>£506.14</b>
840.1500.750	<b>BC841575BLXX</b>	<b>£648.38</b>
840.1500.900	<b>BC841590BLXX</b>	<b>£672.09</b>
840.1800.750	<b>BC841875BLXX</b>	<b>£708.84</b>
840.1800.900	<b>BC841890BLXX</b>	<b>£732.54</b>



All **RED** product codes are available on 5 Day Delivery

## MFC WORKTOP 18MM THICK

Size H.W.D.	Code	Price
840.1200.750	BC841275GLXX	<b>£399.46</b>
840.1200.900	BC841290GLXX	<b>£455.17</b>
840.1500.750	BC841575GLXX	<b>£523.92</b>
840.1500.900	BC841590GLXX	<b>£611.64</b>
840.1800.750	BC841875GLXX	<b>£534.59</b>
840.1800.900	BC841890GLXX	<b>£629.42</b>

## LINOLEUM WORKTOP 20MM THICK

Size H.W.D.	Code	Price
840.1200.750	BC841275LXX	<b>£425.54</b>
840.1200.900	BC841290LXX	<b>£480.06</b>
840.1500.750	BC841575LXX	<b>£550.00</b>
840.1500.900	BC841590LXX	<b>£636.53</b>
840.1800.750	BC841875LXX	<b>£570.15</b>
840.1800.900	BC841890LXX	<b>£662.61</b>

## LAMINATE WORKTOP 20MM THICK

Size H.W.D.	Code	Price
840.1200.750	<b>BC841275PLXX</b>	<b>£425.54</b>
840.1200.900	<b>BC841290PLXX</b>	<b>£480.06</b>
840.1500.750	<b>BC841575PLXX</b>	<b>£550.00</b>
840.1500.900	<b>BC841590PLXX</b>	<b>£554.74</b>
840.1800.750	<b>BC841875PLXX</b>	<b>£570.15</b>
840.1800.900	<b>BC841890PLXX</b>	<b>£662.61</b>

### MFC - Extension Benches

Size H.W.D.	Code	Price
840.900.600	BC849060GLET	<b>£251.29</b>
840.1200.600	BC841260GLET	<b>£273.81</b>
840.1200.750	BC841275GLET	<b>£298.71</b>

### Linoleum - Extension Benches

Size H.W.D.	Code	Price
840.900.600	BC849060LLET	<b>£361.53</b>
840.1200.600	BC841260LLET	<b>£378.13</b>
840.1200.750	BC841275LLET	<b>£407.76</b>

### Laminate - Extension Benches

Size H.W.D.	Code	Price
840.900.600	BC849060PLET	<b>£361.53</b>
840.1200.600	BC841260PLET	<b>£378.13</b>
840.1200.750	BC841275PLET	<b>£407.76</b>

## DRAWER & CUPBOARD OPTIONS



Description	Code	Price
Single Drawer 220 x 420 x 420	<b>BEDR04021</b>	<b>£208.62</b>
Triple Drawer 435 x 420 x 420	<b>BEDR04043</b>	<b>£397.09</b>
Cupboard Unit 435 x 420 x 420	<b>BEUC04041</b>	<b>£187.28</b>

## COLOUR OPTIONS

Please add corresponding letters to the end of the code



Please Note: Only **Blue** Drawers & Cupboards are available on 5 Day Delivery

## ACCESSORIES



### Cantilever Workbench - Accessories

Key	Description	Code	Price
A	760mm Rear Support Posts	<b>BESP7605XXXX</b>	<b>£88.90</b>
A	1180mm Rear Support Posts	<b>BESP1180XXXX</b>	<b>£107.87</b>
B	Upper shelf 300mm MFC for 1200mm Bench	BEUS1200GXXX	<b>£119.72</b>
B	Upper shelf 300mm Linoleum for 1200mm Bench	BEUS12008XXX	<b>£124.46</b>
B	Upper shelf 300mm Laminate for 1200mm Bench	<b>BEUS1200PXXX</b>	<b>£124.46</b>
B	Upper shelf 300mm Beech for 1200mm Bench	BEUS1200BXXX	<b>£143.43</b>
B	Upper Shelf 300mm MFC for 1500mm Bench	BEUS1500GXXX	<b>£143.43</b>
B	Upper Shelf 300mm Linoleum for 1500mm Bench	BEUS15008XXX	<b>£148.17</b>
B	Upper shelf 300mm Laminate for 1500mm Bench	<b>BEUS1500PXXX</b>	<b>£148.17</b>
B	Upper Shelf 300mm Beech for 1500mm Bench	BEUS1500BXXX	<b>£174.25</b>
B	Upper Shelf 300mm MFC for 1800mm Bench	BEUS1800GXXX	<b>£163.58</b>
B	Upper Shelf 300mm Linoleum for 1800mm Bench	BEUS18008XXX	<b>£176.62</b>
B	Upper Shelf 300mm Laminate for 1800mm Bench	<b>BEUS1800PXXX</b>	<b>£176.62</b>
B	Upper Shelf 300mm Beech for 1800mm Bench	BEUS1800BXXX	<b>£210.99</b>
C	Light/Tool Rail Support for 1200mm Bench	<b>BERS1200XLXX</b>	<b>£93.64</b>
C	Light/Tool Rail Support for 1500mm Bench	<b>BERS1500XLXX</b>	<b>£99.57</b>
C	Light/Tool Rail Support for 1800mm Bench	<b>BERS1800XLXX</b>	<b>£103.13</b>
D	3 Setting LED Light	<b>BE3SETL1200X</b>	<b>£72.31</b>
	Tilting LED Light - 30 Watt	BELED3012XXX	<b>£192.03</b>
E	Louvred Back Panel with Pinboard for 1200mm Bench	<b>BELO4812IXXX</b>	<b>£171.88</b>
E	Louvred Back Panel with Pinboard for 1500mm Bench	<b>BELO4815IXXX</b>	<b>£178.99</b>
E	Louvred Back Panel with Pinboard for 1800mm Bench	<b>BELO4818IXXX</b>	<b>£208.62</b>
F	Worktop Service Duct for 1200mm Bench	<b>BESDWT122XXX</b>	<b>£143.43</b>
F	Worktop Service Duct for 1500mm Bench	<b>BESDWT15XXXX</b>	<b>£146.98</b>
F	Worktop Service Duct for 1800mm Bench	<b>BESDWT18XXXX</b>	<b>£154.09</b>
G	Post Fitted Service Duct for 1200mm Bench	BESDSP12XXXX	<b>£157.65</b>
G	Post Fitted Service Duct for 1500mm Bench	BESDSP15XXXX	<b>£164.76</b>
G	Post Fitted Service Duct for 1800mm Bench	BESDSP18XXXX	<b>£175.43</b>
	Monitor and Keyboard Support Arm	BEMONARMFMMFG	<b>£208.62</b>
H	Flat Screen Support Arm	<b>BEMONARMFLLSC</b>	<b>£82.97</b>

WORKBENCHES

EUROSLIDE

CUPBOARDS

LOCKERS

WORKSTATIONS

CYCLE PARKING

SMOKING SHELTERS

TRUCKS & TROLLEYS

CANTEEN FURNITURE

PALLETS

BARRIERS



WORKBENCHES

EUROSLIDE

CUPBOARDS

LOCKERS

WORKSTATIONS

CYCLE PARKING

SMOKING SHELTERS

TRUCKS & TROLLEYS

CANTEEN FURNITURE

PALLETS

BARRIERS



5 DAY DELIVERY

Kit A - Laminate Worktop

Size H.W.D.	Code	Price
840.1200.750	BC841275PX1A	£821.44
840.1500.750	BC841575PX1B	£945.91
840.1800.750	BC841875PX1C	£966.06



Kit B - Laminate Worktop

Size H.W.D.	Code	Price
840.1200.750	BC841275PX3A	£1,030.06
840.1500.750	BC841575PX3B	£1,155.71
840.1800.750	BC841875PX3C	£1,174.68



Kit C - Laminate Worktop

Size H.W.D.	Code	Price
1600.1200.750	BC841275PX5A	£1,204.31
1600.1500.750	BC841575PX5B	£1,369.07
1600.1800.750	BC841875PX5C	£1,437.82



Kit D - Laminate Worktop

Size H.W.D.	Code	Price
1600.1200.750	BC841275PX7A	£1,391.60
1600.1500.750	BC841575PX7B	£1,556.36
1600.1800.750	BC841875PX7C	£1,625.11



Kit E - Laminate Worktop

Size H.W.D.	Code	Price
2020.1200.750	BC841275PX9A	£1,531.47
2020.1500.750	BC841575PX9B	£1,706.90
2020.1800.750	BC841875PX9C	£1,786.31



Kit F - Laminate Worktop

Size H.W.D.	Code	Price
2020.1200.750	BC841275P11A	£1,718.75
2020.1500.750	BC841575P11B	£1,894.18
2020.1800.750	BC841875P11C	£1,973.60



Kit A - Beech Worktop

Size H.W.D.	Code	Price
840.1200.750	BC841275BX2A	£862.93
840.1500.750	BC841575BX2B	£1,043.10
840.1800.750	BC841875BX2C	£1,104.74



Kit B - Beech Worktop

Size H.W.D.	Code	Price
840.1200.750	BC841275BX4A	£1,071.55
840.1500.750	BC841575BX4B	£1,252.91
840.1800.750	BC841875BX4C	£1,313.36



Kit C - Beech Worktop

Size H.W.D.	Code	Price
1600.1200.750	BC841275BX6A	£1,245.80
1600.1500.750	BC841575BX6B	£1,466.27
1600.1800.750	BC841875BX6C	£1,576.51



Kit D - Beech Worktop

Size H.W.D.	Code	Price
1600.1200.750	BC841275BX8A	£1,433.08
1600.1500.750	BC841575BX8B	£1,653.56
1600.1800.750	BC841875BX8C	£1,763.79



Kit E - Beech Worktop

Size H.W.D.	Code	Price
2020.1200.750	BC841275B10A	£1,572.95
2020.1500.750	BC841575B10B	£1,804.10
2020.1800.750	BC841875B10C	£1,925.00



Kit F - Beech Worktop

Size H.W.D.	Code	Price
2020.1200.750	BC841275B12A	£1,760.24
2020.1500.750	BC841575B12B	£1,991.38
2020.1800.750	BC841875B12C	£2,112.28

WORKBENCHES

EUROSLIDE

CUPBOARDS

LOCKERS

WORKSTATIONS

CYCLE PARKING

SMOKING SHELTERS

TRUCKS & TROLLEYS

CANTEEN FURNITURE

PALLETS

BARRIERS




- Height adjustable bench suitable for heavy use in assembly, production and engineering.
- Adjustable in height from 730mm to 950mm.
- Powder coated light grey framework.
- Full range of accessories available including drawers, cupboards, shelves, louvre panels and service ducts.
- Linoleum, Laminate and Solid Beech worktop options available.
- ESD height adjustable workbench available - please see page 20.





## LINOLEUM WORKTOP 20MM THICK



Size W.D.	Code	Price
900.600	BA7990608LXX	£987.39
1200.600	BA7912608LXX	£1,126.08
1200.750	BA7912758LXX	£1,139.12
1500.600	BA7915608LXX	£1,180.60
1500.750	BA7915758LXX	£1,218.53
1800.600	BA7918608LXX	£1,222.09
1800.750	BA7918758LXX	£1,237.50

## LAMINATE WORKTOP 20MM THICK

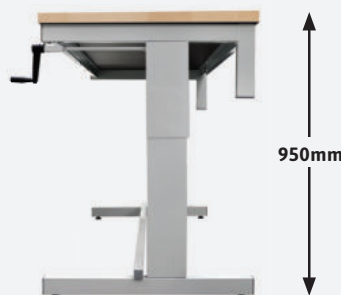


Size W.D.	Code	Price
900.600	BA799060PLXX	£987.39
1200.600	BA791260PLXX	£1,126.08
1200.750	BA791275PLXX	£1,139.12
1500.600	BA791560PLXX	£1,180.60
1500.750	BA791575PLXX	£1,218.53
1800.600	BA791860PLXX	£1,222.09
1800.750	BA791875PLXX	£1,237.50

## SOLID BEECH WORKTOP 27MM THICK



Size W.D.	Code	Price
900.600	BA799060BLXX	£932.87
1200.600	BA791260BLXX	£1,009.91
1200.750	BA791275BLXX	£1,167.56
1500.600	BA791560BLXX	£1,255.28
1500.750	BA791575BLXX	£1,316.92
1800.600	BA791860BLXX	£1,268.32
1800.750	BA791875BLXX	£1,376.19



Height adjustable bench shown with Linoleum worktop

## DRAWER & CUPBOARD OPTIONS

Description	Code	Price
Single Drawer 220 x 420 x 420	BEDR04021	£208.62
Triple Drawer 435 x 420 x 420	BEDR04043	£397.09
Cupboard Unit 435 x 420 x 420	BECU04041	£187.28



## COLOUR OPTIONS

Please add corresponding letters to the end of the code



## Premium Height Adjustable Workbench - Accessories

Key	Description	Code	Price
A	760mm Rear Support Posts	BESP760SXXXX	£88.90
A	1180mm Rear Support Posts	BESP1180SXXXX	£107.87
B	Upper shelf 300mm Beech for 1200mm Bench	BEUS1200BXXX	£143.43
B	Upper shelf 300mm Linoleum for 1200mm Bench	BEUS1200LXXX	£124.46
B	Upper shelf 300mm Laminate for 1200mm Bench	BEUS1200PXXX	£124.46
B	Upper Shelf 300mm Beech for 1500mm Bench	BEUS1500BXXX	£174.25
B	Upper Shelf 300mm Linoleum for 1500mm Bench	BEUS1500LXXX	£148.17
B	Upper shelf 300mm Laminate for 1500mm Bench	BEUS1500PXXX	£148.17
B	Upper Shelf 300mm Beech for 1800mm Bench	BEUS1800BXXX	£210.99
B	Upper Shelf 300mm Linoleum for 1800mm Bench	BEUS1800LXXX	£176.62
B	Upper Shelf 300mm Laminate for 1800mm Bench	BEUS1800PXXX	£176.62
C	Light/Tool Rail Support for 1200mm Bench	BERS1200XLXX	£93.64
C	Light/Tool Rail Support for 1500mm Bench	BERS1500XLXX	£99.57
C	Light/Tool Rail Support for 1800mm Bench	BERS1800XLXX	£103.13
D	3 Setting LED Light	BE3SETL1200X	£72.31
	Tilting LED Light - 30 Watt	BELED3012XXX	£192.03
E	Louvred Back Panel with Pinboard for 1200mm Bench	BELO4812IXXX	£171.88
E	Louvred Back Panel with Pinboard for 1500mm Bench	BELO4815IXXX	£178.99
E	Louvred Back Panel with Pinboard for 1800mm Bench	BELO4818IXXX	£208.62
F	Worktop Service Duct for 1200mm Bench	BESDWT122XXX	£143.43
F	Worktop Service Duct for 1500mm Bench	BESDWT15XXXX	£146.98
F	Worktop Service Duct for 1800mm Bench	BESDWT18XXXX	£154.09
G	Post Fitted Service Duct for 1200mm Bench	BESDSP12XXXX	£157.65
G	Post Fitted Service Duct for 1500mm Bench	BESDSP15XXXX	£164.76
G	Post Fitted Service Duct for 1800mm Bench	BESDSP18XXXX	£175.43
	Monitor and Keyboard Support Arm	BEMONARMFMMFG	£208.62
H	Flat Screen Support Arm	BEMONARMFLLSC	£82.97

## ACCESSORIES



WORKBENCHES

EUROSLIDE

CUPBOARDS

LOCKERS

WORKSTATIONS

CYCLE PARKING

SMOKING SHELTERS

TRUCKS & TROLLEYS

CANTEEN FURNITURE

PALLETS

BARRIERS



Static Dissipative bench shown with extension bench and a range of accessories

- General workshop bench with static dissipative properties.
- Suitable for use as an assembly or repair bench in the electrical and electronic industries.
- A leg in each corner gives firm support.
- Powder coated light grey framework.
- Neostat or Lamstat worktop options available.
- Full range of accessories available including wrist straps, circuit breakers and earth/ground leads.
- Standard bench height: 840mm - 760 and 920mm also available.
- Order quantities may apply, please speak to the sales team.
- Delivered in knock-down form.



Static Dissipative bench shown with extension bench





## NEOSTAT WORKTOP 20MM THICK 10<sup>5</sup> 10<sup>7</sup> OHMS

Size H.W.D.	Code	Price
840.900.600	BQ849060NLXX	<b>£464.66</b>
840.1200.600	BQ841260NLXX	<b>£536.96</b>
840.1200.750	BQ841275NLXX	<b>£593.86</b>
840.1200.900	BQ841290NLXX	<b>£659.05</b>
840.1500.600	BQ841560NLXX	<b>£679.20</b>
840.1500.750	BQ841575NLXX	<b>£828.56</b>
840.1500.900	BQ841590NLXX	<b>£862.93</b>
840.1800.600	BQ841860NLXX	<b>£763.36</b>
840.1800.750	BQ841875NLXX	<b>£911.53</b>
840.1800.900	BQ841890NLXX	<b>£951.83</b>

### Neostat - Extension Benches

Size H.W.D.	Code	Price
840.900.600	BQ849060NLET	<b>£451.62</b>
840.1200.600	BQ841260NLET	<b>£495.47</b>
840.1200.750	BQ841275NLET	<b>£550.00</b>

### Neostat Lower Shelves - 450mm Deep

To Fit W.	Code	Price
1200	BELS1145NLXX	<b>£207.44</b>
1500	BELS1445NLXX	<b>£269.07</b>
1800	BELS1745NLXX	<b>£279.74</b>



## LAMSTAT WORKTOP 20MM THICK 10<sup>6</sup> 10<sup>8</sup> OHMS

Size H.W.D.	Code	Price
840.900.600	BQ849060LLXX	<b>£463.47</b>
840.1200.600	BQ841260LLXX	<b>£509.70</b>
840.1200.750	<b>BQ841275LLXX</b>	<b>£565.41</b>
840.1200.900	<b>BQ841290LLXX</b>	<b>£656.68</b>
840.1500.600	BQ841560LLXX	<b>£646.01</b>
840.1500.750	<b>BQ841575LLXX</b>	<b>£870.04</b>
840.1500.900	<b>BQ841590LLXX</b>	<b>£904.42</b>
840.1800.600	BQ841860LLXX	<b>£865.30</b>
840.1800.750	<b>BQ841875LLXX</b>	<b>£918.64</b>
840.1800.900	<b>BQ841890LLXX</b>	<b>£957.76</b>

### Lamstat - Extension Benches

Size H.W.D.	Code	Price
840.900.600	BQ849060LLET	<b>£443.32</b>
840.1200.600	BQ841260LLET	<b>£467.03</b>
840.1200.750	BQ841275LLET	<b>£523.92</b>

### Lamstat Lower Shelves - 450mm Deep

To Fit W.	Code	Price
1200	BELS1145LLXX	<b>£186.10</b>
1500	BELS1445LLXX	<b>£235.88</b>
1800	BELS1745LLXX	<b>£259.59</b>



**All RED product codes are available on 5 Day Delivery**

## DRAWER & CUPBOARD OPTIONS

Description	Code	Price
Single Drawer 220 x 420 x 420	<b>BEDR04021</b>	<b>£208.62</b>
Triple Drawer 435 x 420 x 420	<b>BEDR04043</b>	<b>£397.09</b>
Cupboard Unit 435 x 420 x 420	<b>BEKU04041</b>	<b>£187.28</b>



**Please Note: Only Blue Drawers & Cupboards are available on 5 Day Delivery**

## COLOUR OPTIONS


Please add corresponding letters to the end of the code



## Square Tube Static Dissipative Workbench - Accessories

Key	Description	Code	Price
A	760mm Rear Support Posts	<b>BESP760SXXX</b>	<b>£88.90</b>
A	1180mm Rear Support Posts	<b>BESP1180SXXX</b>	<b>£107.87</b>
B	Upper shelf 300mm Neostat for 1200mm Bench	BEUS1200NXXX	<b>£207.44</b>
B	Upper shelf 300mm Lamstat for 1200mm Bench	<b>BEUS1200LXXX</b>	<b>£186.10</b>
B	Upper shelf 300mm Neostat for 1500mm Bench	BEUS1500NXXX	<b>£269.07</b>
B	Upper shelf 300mm Lamstat for 1500mm Bench	<b>BEUS1500LXXX</b>	<b>£235.88</b>
B	Upper shelf 300mm Neostat for 1800mm Bench	BEUS1800NXXX	<b>£279.74</b>
B	Upper shelf 300mm Lamstat for 1800mm Bench	<b>BEUS1800LXXX</b>	<b>£259.59</b>
C	Light/Tool Rail Support for 1200mm Bench	<b>BERS1200XLXX</b>	<b>£93.64</b>
C	Light/Tool Rail Support for 1500mm Bench	<b>BERS1500XLXX</b>	<b>£99.57</b>
C	Light/Tool Rail Support for 1800mm Bench	<b>BERS1800XLXX</b>	<b>£103.13</b>
D	3 Setting LED Light	<b>BE3SETL1200X</b>	<b>£72.31</b>
	Tilting LED Light - 30 Watt	BELED3012XXX	<b>£192.03</b>
E	Louvred Galv back panel with pinboard for 1200mm Bench	<b>BELO4812ZXXX</b>	<b>£178.99</b>
E	Louvred Galv back panel with pinboard for 1500mm Bench	<b>BELO4815ZXXX</b>	<b>£197.95</b>
E	Louvred Galv back panel with pinboard for 1800mm Bench	<b>BELO4818ZXXX</b>	<b>£220.47</b>
F	Worktop Service Duct for 1200mm Bench	<b>BESDWT122XXX</b>	<b>£143.43</b>
F	Worktop Service Duct for 1500mm Bench	<b>BESDWT15XXX</b>	<b>£146.98</b>
F	Worktop Service Duct for 1800mm Bench	<b>BESDWT18XXX</b>	<b>£154.09</b>
G	Post Fitted Service Duct for 1200mm Bench	BESDSP12XXXX	<b>£157.65</b>
G	Post Fitted Service Duct for 1500mm Bench	BESDSP15XXXX	<b>£164.76</b>
G	Post Fitted Service Duct for 1800mm Bench	BESDSP18XXXX	<b>£175.43</b>
	RCB circuit breaker	BERCBCIBXXXX	<b>£110.24</b>
	Wrist strap with 10mm stud or 4mm banana	BEWRISTRXXXX	<b>£36.75</b>
	Earth/ground lead with 1m ohm resistor	BEEARGROXXXX	<b>£22.52</b>
	Earth/ground lead with 3 pin plug	BEEALEAD3PIN	<b>£34.38</b>
	Insulating strip - required for Worktop Service Ducts	BESERINSXXXX	<b>£11.85</b>
	Double Data Socket	BEDDSBPXXXX	<b>£56.90</b>
	Flat Screen Support Arm	<b>BEMONARMFLSC</b>	<b>£82.97</b>
	Anti-Static Floor Mat 1200mm x 1500mm	BEFLMA15XXXX	<b>£137.50</b>
	Anti-Static Floor Mat 1200mm x 2000mm	BEFLMA20XXXX	<b>£225.22</b>
	Anti-Static Floor Mat 1200mm x 3000mm	BEFLMA30XXXX	<b>£369.83</b>

## ACCESSORIES



WORKBENCHES

EUROSLIDE

CUPBOARDS

LOCKERS

WORKSTATIONS

CYCLE PARKING

SMOKING SHELTERS

TRUCKS & TROLLEYS

CANTEEN FURNITURE

PALLETS

BARRIERS



A

5 DAY  
DELIVERY

ESD Wrist Straps Sold Separately

Kit A - Lamstat Worktop

Size H.W.D.	Code	Price
840.1200.750	<b>BQ841275LX1A</b>	<b>£960.13</b>
840.1500.750	<b>BQ841575LX1B</b>	<b>£1,265.95</b>
840.1800.750	<b>BQ841875LX1C</b>	<b>£1,314.55</b>

B



ESD Wrist Straps Sold Separately

Kit B - Lamstat Worktop

Size H.W.D.	Code	Price
840.1200.750	<b>BQ841275LX3A</b>	<b>£1,148.60</b>
840.1500.750	<b>BQ841575LX3B</b>	<b>£1,453.23</b>
840.1800.750	<b>BQ841875LX3C</b>	<b>£1,501.83</b>

C



ESD Wrist Straps Sold Separately

Kit C - Lamstat Worktop

Size H.W.D.	Code	Price
1600.1200.750	<b>BQ841275LX5A</b>	<b>£1,411.75</b>
1600.1500.750	<b>BQ841575LX5B</b>	<b>£1,787.50</b>
1600.1800.750	<b>BQ841875LX5C</b>	<b>£1,881.14</b>

D



ESD Wrist Straps Sold Separately

Kit D - Lamstat Worktop

Size H.W.D.	Code	Price
1600.1200.750	<b>BQ841275LX7A</b>	<b>£1,600.22</b>
1600.1500.750	<b>BQ841575LX7B</b>	<b>£1,974.78</b>
1600.1800.750	<b>BQ841875LX7C</b>	<b>£2,069.61</b>

E



ESD Wrist Straps Sold Separately

Kit E - Lamstat Worktop

Size H.W.D.	Code	Price
2020.1200.750	<b>BQ841275LX9A</b>	<b>£1,738.90</b>
2020.1500.750	<b>BQ841575LX9B</b>	<b>£2,124.14</b>
2020.1800.750	<b>BQ841875LX9C</b>	<b>£2,229.63</b>

F



ESD Wrist Straps Sold Separately

Kit F - Lamstat Worktop

Size H.W.D.	Code	Price
2020.1200.750	<b>BQ841275L11A</b>	<b>£1,926.19</b>
2020.1500.750	<b>BQ841575L11B</b>	<b>£2,312.61</b>
2020.1800.750	<b>BQ841875L11C</b>	<b>£2,416.92</b>



- WORKBENCHES
- EUROSLIDE
- CUPBOARDS
- LOCKERS
- WORKSTATIONS
- CYCLE PARKING
- SMOKING SHELTERS
- TRUCKS & TROLLEYS
- CANTEEN FURNITURE
- PALLETS
- BARRIERS



**5 DAY  
DELIVERY**

**£451.62** FROM

**250KG  
SWL**  
EVENLY DISTRIBUTED

Static Dissipative bench shown with extension bench and a range of accessories



- General workshop bench with static dissipative properties.
- Suitable for use as an assembly or repair bench in the electrical and electronic industries.
- Cantilever construction allows for maximum leg room.
- Powder coated light grey framework.
- Neostat or Lamstat worktop options available.
- Full range of accessories available including wrist straps, circuit breakers and earth/ground leads.
- Standard bench height: 840mm - 760mm and 920mm also available.
- Order quantities may apply, please speak to the sales team.
- Delivered in knock-down form.







## NEOSTAT WORKTOP 20MM THICK 10<sup>6</sup> 10<sup>7</sup> OHMS



Size H.W.D.	Code	Price
840.1200.750	BC841275NLXX	£451.62
840.1200.900	BC841290NLXX	£696.98
840.1500.750	BC841575NLXX	£871.23
840.1500.900	BC841590NLXX	£905.60
840.1800.750	BC841875NLXX	£963.69
840.1800.900	BC841890NLXX	£1,003.99

### Neostat - Extension Benches

Size H.W.D.	Code	Price
840.900.600	BC846060NLXX	£541.70
840.1200.600	BC849060NLXX	£561.85
840.1200.750	BC841260NLXX	£590.30



## LAMSTAT WORKTOP 20MM THICK 106 108 OHMS



Size H.W.D.	Code	Price
840.1200.750	BC841275LLXX	£603.34
840.1200.900	BC841290LLXX	£694.61
840.1500.750	BC841575LLXX	£912.72
840.1500.900	BC841590LLXX	£947.09
840.1800.750	BC841875LLXX	£970.80
840.1800.900	BC841890LLXX	£1,008.73

### Lamstat - Extension Benches

Size H.W.D.	Code	Price
840.900.600	BC846060LLXX	£512.07
840.1200.600	BC849060LLXX	£529.85
840.1200.750	BC841260LLXX	£560.67



## DRAWER & CUPBOARD OPTIONS

Description	Code	Price
Single Drawer 220 x 420 x 420	BEDR04021	£208.62
Triple Drawer 435 x 420 x 420	BEDR04043	£397.09
Cupboard Unit 435 x 420 x 420	BECU04041	£187.28



Please Note: Only **Blue** Drawers & Cupboards are available on 5 Day Delivery

## COLOUR OPTIONS

Please add corresponding letters to the end of the code.



All **RED** product codes are available on 5 Day Delivery



## Cantilever Static Dissipative Workbench - Accessories

Key	Description	Code	Price
A	760mm Rear Support Posts	BESP760SXXXX	£88.90
A	1180mm Rear Support Posts	BESP1180SXXXX	£107.87
B	Upper shelf 300mm Neostat for 1200mm Bench	BEUS1200NXXX	£207.44
B	Upper shelf 300mm Lamstat for 1200mm Bench	BEUS1200LXXX	£186.10
B	Upper shelf 300mm Neostat for 1500mm Bench	BEUS1500NXXX	£269.07
B	Upper shelf 300mm Lamstat for 1500mm Bench	BEUS1500LXXX	£235.88
B	Upper shelf 300mm Neostat for 1800mm Bench	BEUS1800NXXX	£279.74
B	Upper shelf 300mm Lamstat for 1800mm Bench	BEUS1800LXXX	£259.59
C	Light/Tool Rail Support for 1200mm Bench	BERS1200LXXX	£93.64
C	Light/Tool Rail Support for 1500mm Bench	BERS1500LXXX	£99.57
C	Light/Tool Rail Support for 1800mm Bench	BERS1800LXXX	£103.13
D	3 Setting LED Light	BE3SETL1200X	£72.31
	Tilting LED Light - 30 Watt	BELED3012XXX	£192.03
E	Louvred Galv back panel with pinboard for 1200mm Bench	BELO4812ZXXX	£178.99
E	Louvred Galv back panel with pinboard for 1500mm Bench	BELO4815ZXXX	£197.95
E	Louvred Galv back panel with pinboard for 1800mm Bench	BELO4818ZXXX	£220.47
F	Worktop Service Duct for 1200mm Bench	BESDWT122XXX	£143.43
F	Worktop Service Duct for 1500mm Bench	BESDWT15XXXX	£146.98
F	Worktop Service Duct for 1800mm Bench	BESDWT18XXXX	£154.09
	Post Fitted Service Duct for 1200mm Bench	BESDSP12XXXX	£157.65
	Post Fitted Service Duct for 1500mm Bench	BESDSP15XXXX	£164.76
	Post Fitted Service Duct for 1800mm Bench	BESDSP18XXXX	£175.43
	RCB circuit breaker	BERCBCBXXXX	£110.24
	Wrist strap with 10mm stud or 4mm banana	BEWRSTRXXXX	£36.75
	Earth/ground lead with 1m ohm resistor	BEEARGROXXXX	£22.52
	Earth/ground lead with 3 pin plug	BEEALEAD3PIN	£34.38
	Insulating strip - required for Worktop Service Ducts	BESERINSXXXX	£11.85
	Double Data Socket	BEDDSBPXXXX	£56.90
G	Flat Screen Support Arm	BEMONARMFLSC	£82.97
	Anti-Static Floor Mat 1200mm x 1500mm	BEFLMA15XXXX	£137.50
	Anti-Static Floor Mat 1200mm x 2000mm	BEFLMA20XXXX	£225.22
	Anti-Static Floor Mat 1200mm x 3000mm	BEFLMA30XXXX	£369.83

## ACCESSORIES



WORKBENCHES

EUROSLIDE

CUPBOARDS

LOCKERS

WORKSTATIONS

CYCLE PARKING

SMOKING SHELTERS

TRUCKS & TROLLEYS

CANTEEN FURNITURE

PALLETS

BARRIERS



**Kit A - Lamstat Worktop**

Size H.W.D.	Code	Price
840.1200.750	<b>BC841275LX1A</b>	<b>£998.06</b>
840.1500.750	<b>BC841575LX1B</b>	<b>£1,308.62</b>
840.1800.750	<b>BC841875LX1C</b>	<b>£1,366.70</b>



**Kit B - Lamstat Worktop**

Size H.W.D.	Code	Price
840.1200.750	<b>BC841275LX3A</b>	<b>£1,186.53</b>
840.1500.750	<b>BC841575LX3B</b>	<b>£1,495.91</b>
840.1800.750	<b>BC841875LX3C</b>	<b>£1,553.99</b>



**Kit C - Lamstat Worktop**

Size H.W.D.	Code	Price
1600.1200.750	<b>BC841275LX5A</b>	<b>£1,448.49</b>
1600.1500.750	<b>BC841575LX5B</b>	<b>£1,828.99</b>
1600.1800.750	<b>BC841875LX5C</b>	<b>£1,932.11</b>



**Kit D - Lamstat Worktop**

Size H.W.D.	Code	Price
1600.1200.750	<b>BC841275LX7A</b>	<b>£1,636.96</b>
1600.1500.750	<b>BC841575LX7B</b>	<b>£2,017.46</b>
1600.1800.750	<b>BC841875LX7C</b>	<b>£2,120.58</b>



**Kit E - Lamstat Worktop**

Size H.W.D.	Code	Price
2020.1200.750	<b>BC841275LX9A</b>	<b>£1,776.83</b>
2020.1500.750	<b>BC841575LX9B</b>	<b>£2,166.81</b>
2020.1800.750	<b>BC841875LX9C</b>	<b>£2,281.79</b>



**Kit F - Lamstat Worktop**

Size H.W.D.	Code	Price
2020.1200.750	<b>BC841275L11A</b>	<b>£1,964.12</b>
2020.1500.750	<b>BC841575L11B</b>	<b>£2,355.28</b>
2020.1800.750	<b>BC841875L11C</b>	<b>£2,469.07</b>





- WORKBENCHES
- EUROSLIDE
- CUPBOARDS
- LOCKERS
- WORKSTATIONS
- CYCLE PARKING
- SMOKING SHELTERS
- TRUCKS & TROLLEYS
- CANTEEN FURNITURE
- PALLETS
- BARRIERS



**£1,066.81** FROM

**200KG  
SWL**

EVENLY DISTRIBUTED

Static Dissipative bench shown with a range of above bench accessories

- Height adjustable workshop bench with static dissipative properties.
- Suitable for use as an assembly or repair bench in the electrical and electronic industries.
- Powder coated light grey framework.
- Neostat or Lamstat worktop options available.
- Full range of accessories available including wrist straps, circuit breakers and earth/ground leads.
- Adjustable in height from 730mm to 950mm.
- Workbench height can be easily adjusted with a crank handle.
- Order quantities may apply, please speak to the sales team.





NEOSTAT WORKTOP  
20MM THICK 10<sup>5</sup> 10<sup>7</sup> OHMS



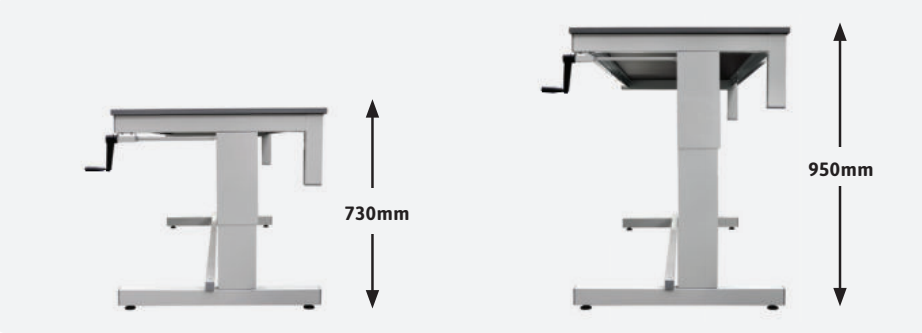
Size W.D.	Code	Price
900.600	BA799060NLXX	£1,068.00
1200.600	BA791260NLXX	£1,244.61
1200.750	BA791275NLXX	£1,300.32
1500.600	BA791560NLXX	£1,345.37
1500.750	BA791575NLXX	£1,487.61
1800.600	BA791860NLXX	£1,430.71
1800.750	BA791875NLXX	£1,575.32



LAMSTAT WORKTOP  
20MM THICK 10<sup>6</sup> 10<sup>8</sup> OHMS



Size W.D.	Code	Price
900.600	BA799060LLXX	£1,066.81
1200.600	BA791260LLXX	£1,219.72
1200.750	BA791275LLXX	£1,271.88
-----1500.600	BA791560LLXX	£1,313.36
1500.750	BA791575LLXX	£1,527.91
1800.600	BA791860LLXX	£1,530.28
1800.750	BA791875LLXX	£1,583.62



DRAWER & CUPBOARD OPTIONS

Description	Code	Price
Single Drawer 220 x 420 x 420	BEDR04021	£208.62
Triple Drawer 435 x 420 x 420	BEDR04043	£397.09
Cupboard Unit 435 x 420 x 420	BECU04041	£187.28



COLOUR OPTIONS


Please add corresponding letters to the end of the code.



Premium Height Adjustable ESD Workbench - Accessories

Key	Description	Code	Price
A	760mm Rear Support Posts	BESP760SXXXX	£88.90
A	1180mm Rear Support Posts	BESP1180SXXXX	£107.87
B	Upper shelf 300mm Neostat for 1200mm Bench	BEUS1200NXXX	£207.44
B	Upper shelf 300mm Lamstat for 1200mm Bench	BEUS1200LXXX	£186.10
B	Upper shelf 300mm Neostat for 1500mm Bench	BEUS1500NXXX	£269.07
B	Upper shelf 300mm Lamstat for 1500mm Bench	BEUS1500LXXX	£235.88
B	Upper shelf 300mm Neostat for 1800mm Bench	BEUS1800NXXX	£279.74
B	Upper shelf 300mm Lamstat for 1800mm Bench	BEUS1800LXXX	£259.59
C	Light/Tool Rail Support for 1200mm Bench	BERS1200XLXX	£93.64
C	Light/Tool Rail Support for 1500mm Bench	BERS1500XLXX	£99.57
C	Light/Tool Rail Support for 1800mm Bench	BERS1800XLXX	£103.13
D	3 Setting LED Light	BE3SETL1200X	£72.31
	Tilting LED Light - 30 Watt	BELED3012XXX	£192.03
E	Louvred Galv back panel with pinboard for 1200mm Bench	BELO4812ZXXX	£178.99
E	Louvred Galv back panel with pinboard for 1500mm Bench	BELO4815ZXXX	£197.95
E	Louvred Galv back panel with pinboard for 1800mm Bench	BELO4818ZXXX	£220.47
F	Worktop Service Duct for 1200mm Bench	BESDWT122XXX	£143.43
F	Worktop Service Duct for 1500mm Bench	BESDWT15XXXX	£146.98
F	Worktop Service Duct for 1800mm Bench	BESDWT18XXXX	£154.09
G	Post Fitted Service Duct for 1200mm Bench	BESDSP12XXXX	£157.65
G	Post Fitted Service Duct for 1500mm Bench	BESDSP15XXXX	£164.76
G	Post Fitted Service Duct for 1800mm Bench	BESDSP18XXXX	£175.43
	RCB circuit breaker	BERCBCIBXXXX	£110.24
	Wrist strap with 10mm stud and 4mm banana	BEWRISTRXXXX	£36.75
	Earth/ground lead with 1m ohm resistor	BEEARGROXXXX	£22.52
	Earth/ground lead with 3 pin plug	BEEALEAD3PIN	£34.38
	Insulating strip - required for Worktop Service Ducts	BESERINSXXXX	£11.85
	Double Data Socket	BEDDSBBPXXXX	£56.90
	Flat Screen Support Arm	BEMONARMLSC	£82.97
	Anti-Static Floor Mat 1200mm x 1500mm	BEFLMA15XXXX	£137.50
	Anti-Static Floor Mat 1200mm x 2000mm	BEFLMA20XXXX	£225.22
	Anti-Static Floor Mat 1200mm x 3000mm	BEFLMA30XXXX	£369.83

ACCESSORIES



WORKBENCHES

EUROSLIDE

CUPBOARDS

LOCKERS

WORKSTATIONS

CYCLE PARKING

SMOKING SHELTERS

TRUCKS & TROLLEYS

CANTEEN FURNITURE

PALLETS

BARRIERS





- Heavy duty bench suitable for heavy duty applications such as engineering and manufacturing.
- Fully welded construction for extra strength.
- Powder coated dark grey framework.
- 5 Day Delivery only available on Light Grey cupboard and drawer units.

- Steel plate, beech, linoleum and laminate worktop options.
- Full range of accessories available including drawers, cupboards and shelves.
- Standard bench height: 840mm - 760mm and 920mm also available.
- Order quantities may apply, please speak to the sales team.

## DRAWER & CUPBOARD OPTIONS

Description	Code	Price
Single Drawer 220 x 420 x 420	<b>BXDR04021</b>	<b>£221.66</b>
Triple Drawer 435 x 420 x 420	<b>BXDR04043</b>	<b>£380.50</b>
Cupboard Unit 560 x 420 x 420	<b>BXCU04051</b>	<b>£241.81</b>



**Please Note: Only Light Grey Drawers & Cupboards are available on 5 Day Delivery**

## COLOUR OPTIONS

Please add corresponding letters to the end of the code





## STEEL PLATE WORKTOP 2MM THICK

Size H.W.D.	Code	Price
840.1200.600	BJ841260SKXX	<b>£419.61</b>
840.1200.750	<b>BJ841275SKXX</b>	<b>£468.21</b>
840.1200.900	BJ841290SKXX	<b>£480.06</b>
840.1500.600	BJ841560SKXX	<b>£482.44</b>
840.1500.750	<b>BJ841575SKXX</b>	<b>£571.34</b>
840.1500.900	BJ841590SKXX	<b>£583.19</b>
840.1800.600	BJ841860SKXX	<b>£512.07</b>
840.1800.750	<b>BJ841875SKXX</b>	<b>£600.97</b>
840.1800.900	BJ841890SKXX	<b>£623.49</b>

## LINOLEUM WORKTOP 20MM THICK

Size H.W.D.	Code	Price
840.1200.600	BJ841260KXX	<b>£500.22</b>
840.1200.750	BJ841275KXX	<b>£519.18</b>
840.1200.900	BJ841290KXX	<b>£577.26</b>
840.1500.600	BJ841560KXX	<b>£600.97</b>
840.1500.750	BJ841575KXX	<b>£646.01</b>
840.1500.900	BJ841590KXX	<b>£736.10</b>
840.1800.600	BJ841860KXX	<b>£643.64</b>
840.1800.750	BJ841875KXX	<b>£662.61</b>
840.1800.900	BJ841890KXX	<b>£764.55</b>

## SOLID BEECH WORKTOP 27MM THICK

Size H.W.D.	Code	Price
840.1200.600	BJ841260BKXX	<b>£503.77</b>
840.1200.750	<b>BJ841275BKXX</b>	<b>£536.96</b>
840.1200.900	BJ841290BKXX	<b>£587.93</b>
840.1500.600	BJ841560BKXX	<b>£646.01</b>
840.1500.750	<b>BJ841575BKXX</b>	<b>£682.76</b>
840.1500.900	BJ841590BKXX	<b>£747.95</b>
840.1800.600	BJ841860BKXX	<b>£678.02</b>
840.1800.750	<b>BJ841875BKXX</b>	<b>£749.14</b>
840.1800.900	BJ841890BKXX	<b>£830.93</b>

## LAMINATE WORKTOP 20MM THICK

Size H.W.D.	Code	Price
840.1200.600	BJ841260PKXX	<b>£500.22</b>
840.1200.750	<b>BJ841275PKXX</b>	<b>£519.18</b>
840.1200.900	BJ841290PKXX	<b>£577.26</b>
840.1500.600	BJ841560PKXX	<b>£600.97</b>
840.1500.750	<b>BJ841575PKXX</b>	<b>£646.01</b>
840.1500.900	BJ841590PKXX	<b>£736.10</b>
840.1800.600	BJ841860PKXX	<b>£643.64</b>
840.1800.750	<b>BJ841875PKXX</b>	<b>£662.61</b>
840.1800.900	BJ841890PKXX	<b>£764.55</b>

## LOWER SHELVES -

Factory Fitted Steel Plate Only

To Fit W.D.	Code	Price
1200.600	BXLS1206XXXX	<b>£106.68</b>
1200.750	BXLS1207XXXX	<b>£128.02</b>
1200.900	BXLS1209XXXX	<b>£128.02</b>
1500.600	BXLS1506XXXX	<b>£124.46</b>
1500.750	BXLS1507XXXX	<b>£146.98</b>
1500.900	BXLS1509XXXX	<b>£146.98</b>
1800.600	BXLS1806XXXX	<b>£142.24</b>
1800.750	BXLS1807XXXX	<b>£161.21</b>
1800.900	BXLS1809XXXX	<b>£161.21</b>

All **RED** product codes are available on 5 Day Delivery


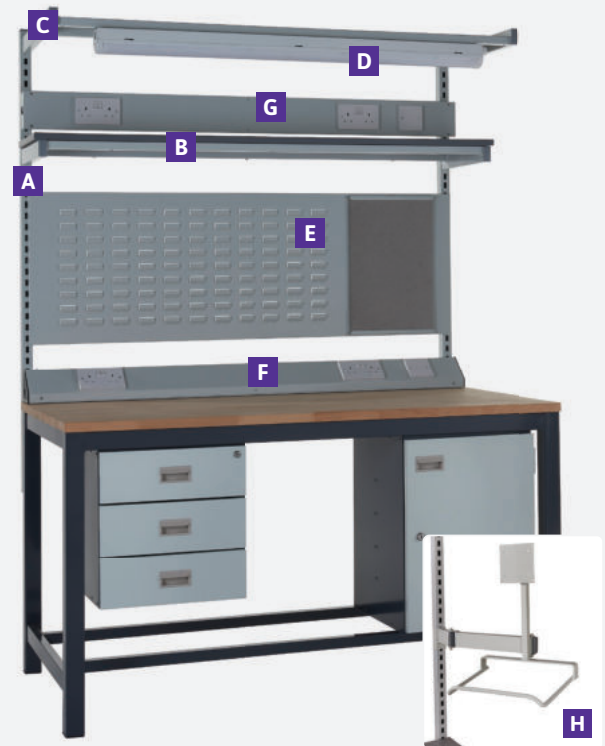
### Heavy Duty Bench - Accessories

Key	Description	Code	Price
A	760mm Rear Support Posts	<b>BESP760SXXXX</b>	<b>£88.90</b>
A	1180mm Rear Support Posts	<b>BESP1180SXXXX</b>	<b>£107.87</b>
B	Upper Shelf 300mm Laminate for 1200mm Bench	<b>BEUS1200PXXX</b>	<b>£124.46</b>
B	Upper Shelf 300mm Beech for 1200mm Bench	BEUS1200BXXX	<b>£143.43</b>
B	Upper Shelf 300mm Laminate for 1500mm Bench	<b>BEUS1500PXXX</b>	<b>£148.17</b>
B	Upper Shelf 300mm Beech for 1500mm Bench	BEUS1500BXXX	<b>£174.25</b>
B	Upper Shelf 300mm Laminate for 1800mm Bench	<b>BEUS1800PXXX</b>	<b>£176.62</b>
B	Upper Shelf 300mm Beech for 1800mm Bench	BEUS1800BXXX	<b>£210.99</b>
C	Light/Tool Rail Support for 1200mm Bench	<b>BERS1200XLXX</b>	<b>£93.64</b>
C	Light/Tool Rail Support for 1500mm Bench	<b>BERS1500XLXX</b>	<b>£99.57</b>
C	Light/Tool Rail Support for 1800mm Bench	<b>BERS1800XLXX</b>	<b>£103.13</b>
D	3 Setting LED Light	<b>BE3SETL1200X</b>	<b>£72.31</b>
	Tilting LED Light - 30 Watt	BELED3012XXX	<b>£192.03</b>
E	Louvred Back Panel with Pinboard for 1200mm Bench	<b>BELO4812IXXX</b>	<b>£171.88</b>
E	Louvred Back Panel with Pinboard for 1500mm Bench	<b>BELO4815IXXX</b>	<b>£178.99</b>
E	Louvred Back Panel with Pinboard for 1800mm Bench	<b>BELO4818IXXX</b>	<b>£208.62</b>
F	Worktop Service Duct for 1200mm Bench	<b>BESDWT122XXX</b>	<b>£143.43</b>
F	Worktop Service Duct for 1500mm Bench	<b>BESDWT15XXXX</b>	<b>£146.98</b>
F	Worktop Service Duct for 1800mm Bench	<b>BESDWT18XXXX</b>	<b>£154.09</b>
G	Post Fitted Service Duct for 1200mm Bench	BESDSP12XXXX	<b>£157.65</b>
G	Post Fitted Service Duct for 1500mm Bench	BESDSP15XXXX	<b>£164.76</b>
G	Post Fitted Service Duct for 1800mm Bench	BESDSP18XXXX	<b>£175.43</b>
H	Monitor and Keyboard Support Arm	BEMONARMFMSG	<b>£208.62</b>
	Flat Screen Support Arm	<b>BEMONARMLSC</b>	<b>£82.97</b>

### Heavy Duty Bench - Retaining Lips & Vice Plate

Key	Description	Code	Price
I	Retaining Lip for 1200 x 600mm Bench	BXRL1206XXXX	<b>£62.82</b>
I	Retaining Lip for 1200 x 750mm Bench	BXRL1208XXXX	<b>£72.31</b>
I	Retaining Lip for 1200 x 900mm Bench	BXRL1209XXXX	<b>£80.60</b>
I	Retaining Lip for 1500 x 600mm Bench	BXRL1506XXXX	<b>£72.31</b>
I	Retaining Lip for 1500 x 750mm Bench	BXRL1507XXXX	<b>£80.60</b>
I	Retaining Lip for 1500 x 900mm Bench	BXRL1509XXXX	<b>£86.53</b>
I	Retaining Lip for 1800 x 600mm Bench	BXRL1806XXXX	<b>£80.60</b>
I	Retaining Lip for 1800 x 750mm Bench	BXRL1807XXXX	<b>£86.53</b>
I	Retaining Lip for 1800 x 900mm Bench	BXRL1809XXXX	<b>£96.01</b>
J	Vice Plate	BXVICEPLXXXX	<b>£28.45</b>

## ACCESSORIES



WORKBENCHES

EUROSLIDE

CUPBOARDS

LOCKERS

WORKSTATIONS

CYCLE PARKING

SMOKING SHELTERS

TRUCKS & TROLLEYS

CANTEEN FURNITURE

PALLETS

BARRIERS

A

5 DAY  
DELIVERY

Kit A - Laminate Worktop

Size H.W.D.	Code	Price
840.1200.750	<b>BJ841275PX1A</b>	£980.28
840.1500.750	<b>BJ841575PX1B</b>	£1,107.11
840.1800.750	<b>BJ841875PX1C</b>	£1,123.71

B



Kit B - Laminate Worktop

Size H.W.D.	Code	Price
840.1200.750	<b>BJ841275PX3A</b>	£1,139.12
840.1500.750	<b>BJ841575PX3B</b>	£1,107.11
840.1800.750	<b>BJ841875PX3C</b>	£1,123.71

C



Kit C - Laminate Worktop

Size H.W.D.	Code	Price
1600.1200.750	<b>BJ841275PX5A</b>	£1,363.15
1600.1500.750	<b>BJ841575PX5B</b>	£1,530.28
1600.1800.750	<b>BJ841875PX5C</b>	£1,596.66

D



Kit D - Laminate Worktop

Size H.W.D.	Code	Price
1600.1200.750	<b>BJ841275PX7A</b>	£1,521.98
1600.1500.750	<b>BJ841575PX7B</b>	£1,689.12
1600.1800.750	<b>BJ841875PX7C</b>	£1,755.50

E



Kit E - Laminate Worktop

Size H.W.D.	Code	Price
2020.1200.750	<b>BJ841275PX9A</b>	£1,690.30
2020.1500.750	<b>BJ841275PX9B</b>	£1,868.10
2020.1800.750	<b>BJ841875PX9C</b>	£1,943.97

F



Kit F - Laminate Worktop

Size H.W.D.	Code	Price
2020.1200.750	<b>BJ841275P11A</b>	£1849.14
2020.1500.750	<b>BJ841575P11B</b>	£2,026.94
2020.1800.750	<b>BJ841875P11C</b>	£2,102.80



Kit A - Beech Worktop

Size H.W.D.	Code	Price
840.1200.750	BJ841275BX2A	£998.06
840.1500.750	BJ841575BX2B	£1,145.04
840.1800.750	BJ841875BX2C	£1,211.42



Kit B - Beech Worktop

Size H.W.D.	Code	Price
840.1200.750	BJ841275BX4A	£1,121.34
840.1500.750	BJ841575BX4B	£1,302.69
840.1800.750	BJ841875BX4C	£1,369.07



Kit C - Beech Worktop

Size H.W.D.	Code	Price
1600.1200.750	BJ841275BX6A	£1,380.93
1600.1500.750	BJ841575BX6B	£1,568.21
1600.1800.750	BJ841875BX6C	£1,683.19



Kit D - Beech Worktop

Size H.W.D.	Code	Price
1600.1200.750	BJ841275BX8A	£1,539.76
1600.1500.750	BJ841575BX8B	£1,725.86
1600.1800.750	BJ841875BX8C	£1,842.03



Kit E - Beech Worktop

Size H.W.D.	Code	Price
2020.1200.750	BJ841275B10A	£1,708.08
2020.1500.750	BJ841575B10B	£1,904.85
2020.1800.750	BJ841875B10C	£2,031.68



Kit F - Beech Worktop

Size H.W.D.	Code	Price
2020.1200.750	BJ841275B12A	£1,866.92
2020.1500.750	BJ841575B12B	£2,063.69
2020.1800.750	BJ841875B12C	£2,189.33

WORKBENCHES

EUROSLIDE

CUPBOARDS

LOCKERS

WORKSTATIONS

CYCLE PARKING

SMOKING SHELTERS

TRUCKS & TROLLEYS

CANTEEN FURNITURE

PALLETS

BARRIERS



## Bench Key Guide:

ST - Square-Tube Workbench - Pages 2 & 3

CL - Cantilever Workbench - Pages 6 & 7










PHA - Premium Height Adjustable Bench - Pages 10 & 11

SGP - Square Tube Static Dissipative Workbench - Pages 12 & 13

SCL - Cantilever Static Dissipative Workbench - Pages 16 & 17

SHA - Premium ESD Height Adjustable Bench - Pages 20 & 21

HD - Heavy Duty Workbench - Pages 22 & 23

Back Panel - Louvred/Pinboard			To suit benches							Code	Price
For 1200mm Bench		ST	CL	HD	PHA				BELO4812IXXX	£171.88	
For 1500mm Bench		ST	CL	HD	PHA				BELO4815IXXX	£178.99	
For 1800mm Bench		ST	CL	HD	PHA				BELO4818IXXX	£208.62	
Back Panel - Louvred/Perforated/Pinboard			To suit benches							Code	Price
For 1200mm Bench		ST	CL	HD	PHA				BECP4812I3XX	£187.28	
For 1500mm Bench		ST	CL	HD	PHA				BECP4815I3XX	£200.32	
For 1800mm Bench		ST	CL	HD	PHA				BECP4818I3XX	£222.84	
Back Panel - Louvred/Perforated			To suit benches							Code	Price
For 1200mm Bench		ST	CL	HD	PHA				BECP4812IXXX	£170.69	
For 1500mm Bench		ST	CL	HD	PHA				BECP4815IXXX	£187.28	
For 1800mm Bench		ST	CL	HD	PHA				BECP4818IXXX	£208.62	
Back Panel - Pinboard			To suit benches							Code	Price
For 1200mm Bench		ST	CL	HD	PHA				BENP4812XXXX	£116.16	
For 1500mm Bench		ST	CL	HD	PHA				BENP4815XXXX	£126.83	
For 1800mm Bench		ST	CL	HD	PHA				BENP4818XXXX	£132.76	
Back Panel - Anti-Static Louvred/Pinboard			To suit benches							Code	Price
For 1200mm Bench						SGP	SCL	SHA	BELO4812ZXXX	£178.99	
For 1500mm Bench						SGP	SCL	SHA	BELO4815ZXXX	£197.95	
For 1800mm Bench						SGP	SCL	SHA	BELO4818ZXXX	£220.47	
Storage Bin Rails			To suit benches							Code	Price
For 1200mm Bench		ST	CL	HD	PHA	SGP	SCL	SHA	BESTBR12XXXX	£69.94	
For 1500mm Bench		ST	CL	HD	PHA	SGP	SCL	SHA	BESTBR15XXXX	£84.16	
For 1800mm Bench		ST	CL	HD	PHA	SGP	SCL	SHA	BESTBR18XXXX	£97.20	
Storage Boxes - Anti-Static			To suit benches							Code	Price
100.90.55 - Single Compartment						SGP	SCL	SHA	BESB90551XXX	£8.30	
100.90.55 - Double Compartment						SGP	SCL	SHA	BESB90552XXX	£8.30	
100.160.75 - Single Compartment						SGP	SCL	SHA	BESB6075XXXX	£10.67	
100.160.125 - Single Compartment						SGP	SCL	SHA	BESB6025XXXX	£17.78	
Tool Clips			To suit benches							Code	Price
Clip Mix 6		ST	CL	HD	PHA	SGP	SCL	SHA	BETCLIPSXXXX	£29.63	
Clip Mix 53		ST	CL	HD	PHA	SGP	SCL	SHA	RTCLIPMIX53X	£129.20	
Clip Mix 84		ST	CL	HD	PHA	SGP	SCL	SHA	RTCLIPMIX84X	£203.88	
Shelf Backstop - 50mm High			To suit benches							Code	Price
For 1200mm Bench		ST	CL	HD	PHA	SGP	SCL	SHA	BESB1200XLXX	£36.75	
For 1500mm Bench		ST	CL	HD	PHA	SGP	SCL	SHA	BESB1500XLXX	£42.67	
For 1800mm Bench		ST	CL	HD	PHA	SGP	SCL	SHA	BESB1800XLXX	£49.78	

Bench Key Guide:

- ST - Square-Tube Workbench - Pages 2 & 3  
CL - Cantilever Workbench - Pages 6 & 7  
PHA - Premium Height Adjustable Bench - Pages 10 & 11  
SGP - Square Tube Static Dissipative Workbench - Pages 12 & 13
- SCL - Cantilever Static Dissipative Workbench - Pages 16 & 17  
SHA - Premium ESD Height Adjustable Bench - Pages 20 & 21  
HD - Heavy Duty Workbench - Pages 22 & 23

Height Adjustable Leg Inserts			To suit benches							Code	Price
Pack Of 4		ST				SGP				BEHADJLJXXXX	£69.94
Tool Hanging Track - To be used in conjunction with light and tool rail			To suit benches							Code	Price
1200mm Long With Sliding Hooks		ST	CL	HD	PHA	SGP	SCL	SHA	BETR1200XLXX	£118.53	
1500mm Long With Sliding Hooks		ST	CL	HD	PHA	SGP	SCL	SHA	BETR1500XLXX	£136.31	
1800mm Long With Sliding Hooks		ST	CL	HD	PHA	SGP	SCL	SHA	BETR1800XLXX	£154.09	
Extra Roll Wheels For Tool Rails		ST	CL		PHA	SGP	SCL	SHA	BEEXROWHXLXX	£20.15	
Spring Tool Balance			To suit benches							Code	Price
Max Load 2kg		ST	CL	HD	PHA	SGP	SCL	SHA	BESPRBALXLXX	POA	
RCD Circuit Breaker			To suit benches							Code	Price
Circuit Breaker		ST	CL	HD	PHA	SGP	SCL	SHA	BERCBCIBXXXX	£110.24	
Anti-Static Floor Mat			To suit benches							Code	Price
1200 x 1500mm					PHA	SGP	SCL	SHA	BEFLMA15XXXX	£137.50	
1200 x 2000mm					PHA	SGP	SCL	SHA	BEFLMA20XXXX	£225.22	
1200 x 3000mm					PHA	SGP	SCL	SHA	BEFLMA30XXXX	£369.83	
Cupboards & Drawers - 560.420.420			To suit benches							Code	Price
Three Drawers		ST	CL	HD	PHA	SGP	SCL	SHA	BEDR04053	£437.39	
Single Drawer & Cupboard		ST	CL	HD	PHA	SGP	SCL	SHA	BEDC04052	£303.45	
Storage Cupboard		ST	CL	HD	PHA	SGP	SCL	SHA	BECU04051	£203.88	
Cupboards (Mobile) - 685.420.420			To suit benches							Code	Price
Three Drawers		ST	CL	HD	PHA	SGP	SCL	SHA	BEDR04053M*X	£493.10	
Single Drawer & Cupboard		ST	CL	HD	PHA	SGP	SCL	SHA	BEDC04052M*X	£425.54	
Storage Cupboard		ST	CL	HD	PHA	SGP	SCL	SHA	BECU04051M*X	£269.07	
Tilting LED Light			To suit benches							Code	Price
30 Watt		ST	CL	HD	PHA	SGP	SCL	SHA	BELED3012XXX	£192.03	
3 Setting LED Light			To suit benches							Code	Price
3 Setting LED		ST	CL	HD	PHA	SGP	SCL	SHA	BE3SETL1200X	£72.31	

WORKBENCHES

EUROSLIDE

CUPBOARDS

LOCKERS

WORKSTATIONS

CYCLE PARKING

SMOKING SHELTERS

TRUCKS & TROLLEYS

CANTEEN FURNITURE

PALLETS

BARRIERS

WORKBENCHES

EUROSLIDE

CUPBOARDS

LOCKERS

WORKSTATIONS

CYCLE PARKING



SMOKING SHELTERS

TRUCKS &amp; TROLLEYS

CANTEN FURNITURE

PALLETS

BARRIERS



## Electric Height Adjustable Binary Workbench - Accessories

Key	Description	Code	Price
A	Aluminium Accessory Frame For 1200mm Bench	BIALBFME12XX	£224.03
A	Aluminium Accessory Frame For 1500mm Bench	BIALBFME15XX	£252.48
A	Aluminium Accessory Frame For 1800mm Bench	BIALBFME18XX	£291.59
B	Laminate Upper Shelf For 1200mm Bench	BIUS3012PLXX	£144.61
B	Laminate Upper Shelf For 1500mm Bench	BIUS3015PLXX	£171.88
B	Laminate Upper Shelf For 1800mm Bench	BIUS3018PLXX	£197.95
C	Peg Back Panel For 1200mm & 1800mm Bench	BIBPPEG18-12	£87.72
C	Peg Back Panel For 1500mm Bench	BIBPPEG15LXX	£84.16
D	Louvre Back Panels For 1200mm & 1800mm Bench	BIBPLOV18-12	£87.72
D	Louvre Back Panels For 1500mm Bench	BIBPLOV15LXX	£84.16
E	Magnetic Back Panels For 1200mm & 1800mm Bench	BIBPMAG18-12	£87.72
E	Magnetic Back Panels For 1500mm Bench	BIBPMAG15LXX	£84.16
F	Shelf Dividers (Pack of 5)	BIDIVPK5LXXX	£74.68
G	Modular Half Shelf For 1200mm Bench	BIMDS1200PLX	£105.50
G	Modular Half Shelf For 1500mm Bench	BIMDS1500PLX	£97.20
G	Modular Half Shelf For 1800mm Bench	BIMDS1800PLX	£105.50
H	Modular Bin Rail For 1200mm Bench	BIBINRL12LXX	£37.93
H	Modular Bin Rail For 1500mm Bench	BIBINRL15LXX	£43.86
H	Modular Bin Rail For 1800mm Bench	BIBINRL18LXX	£48.60
I	Above Bench Light Rail For 1200mm Bench	BILIGHTRL12LX	£131.57
I	Above Bench Light Rail For 1500mm Bench	BILIGHTRL15LX	£135.13
I	Above Bench Light Rail For 1800mm Bench	BILIGHTRL18LX	£138.69
J	Above Bench LED Light (30 Watt)	BILED30WXXXX	£187.28
K	Frame Mounted Service Duct	BISERVDCTLXX	£105.50
L	Side Panel Support Arm	BISUPARM530L	£101.94
M	Centre Panel Support Arm	BISUPARM305L	£92.46
N	Side Peg Board	BISPPEG4429L	£65.19
O	Side Louvre Panel	BISPLOV4429L	£65.19
P	Side Magnetic Panel	BISPMAG4429L	£62.82
Q	Container Storage Self	BICONSH51LXX	£92.46
R	Monitor Support Arm (Centre Fitter)	BIMONARM305L	£97.20
S	Monitor Support Arm (Side Fitted)	BIMONARM530L	£114.98
T	Adjustable Tilting Shelf For 1200mm & 1800mm Bench	BIADJSH18-12	£171.88
T	Adjustable Tilting Shelf For 1500mm Bench	BIADJSH15LXX	£167.13



The Electric Height Adjustable Binary Workbench offers a premium solution to your workshop. Each bench comes fitted with a two-button adjustment switch which quickly and effortlessly adjusts the height of the bench. Also available is the premium adjustment module, which can store up to 3 heights in memory allowing for easy adjustments between users.

- Adjusts between 660mm - 1300mm high.
- Available in widths of 1200mm, 1500, & 1800mm.
- A range of accessories are available please see page 28.
- All above bench accessories are fully modular & adjustable.
- Available with either a 30mm laminate top or a 27mm beech top.
- UDL of 240kg evenly distributed.

240KG  
SWL  
EVENLY DISTRIBUTED



LAMINATE WORKTOP  
30MM THICK



Size H.W.D.	Code	Price
660-1300.1200.755	BIE661275PLX	£1,814.76
660-1300.1500.755	BIE661575PLX	£1,901.29
660-1300.1800.755	BIE661875PLX	£1,998.49

SOLID BEECH WORKTOP  
27MM THICK



Size H.W.D.	Code	Price
660-1300.1200.755	BIE661275BLX	£1,884.70
660-1300.1500.755	BIE661575BLX	£1,962.93
660-1300.1800.755	BIE661875BLX	£2,032.87

PREMIUM HEIGHT ADJUSTABLE MODULE



Upgrade your Binary workbench with the 'Premium Height Adjustable Module' which can store up to 3 heights in memory.

Description	Code	Price
3 position memory function with height displayed on digital screen	BIHADJ3MODXX	£64.01



WORKBENCHES
EUROSLIDE
CUPBOARDS
LOCKERS
WORKSTATIONS
CYCLE PARKING
SMOKING SHELTERS
TRUCKS & TROLLEYS
CANTEEN FURNITURE
PALLETS
BARRIERS



**£576.08** FROM

The Manual Height Adjustable Binary Workbench offers the versatility of a height adjustable bench without the premium cost. Each workbench can be adjusted with an Allen key and can be set at a variety of heights between 730mm and 960mm.

- Simple height adjustable with the provided Allen key.
- Available with a range of accessories, please see page 28.
- Available with either a 30mm Laminate or a 27mm Beech top.
- Various widths available including 1200mm, 1500mm & 1800mm.
- Can be adjusted between 7730mm - 960mm high.
- Workbench leg frames constructed from oval shaped tube.
- UDL of 240kg, evenly distributed.
- All above bench accessories are fully modular and adjustable.



Adjusts with Allen Key



## LAMINATE WORKTOP 30MM THICK



Size H.W.D.	Code	Price
730-960.1200.755	BIM731275PLX	£576.08
730-960.1500.755	BIM731575PLX	£623.49
730-960.1800.755	BIM731875PLX	£803.66

## SOLID BEECH WORKTOP 27MM THICK



Size H.W.D.	Code	Price
730-960.1200.755	BIM731275BLX	£617.56
730-960.1500.755	BIM731575BLX	£711.21
730-960.1800.755	BIM731875BLX	£860.56



**£520.37** FROM

**240KG SWL**  
EVENLY DISTRIBUTED

The Fixed Height Binary Workbench is a hard-wearing, contemporary workbench that is perfect for a variety of workplace environments. Each workbench can be supplied with either a Solid Beech or Laminate Worktop. The framework is powder coated black to provide a sleek finish and a wide variety of accessories are available to customise your workbench.

- Available in widths of 1200mm, 1500mm & 1800mm.
- Range of accessories available including aluminium back frames, back panels, light fittings and service ducts. Please see page 28.

- All above bench accessories are fully modular & adjustable.
- Available with either a 30mm Laminate top or a 27mm Beech top.
- Workbench leg frames constructed from oval shaped tube.
- Fixed height benches are available in heights of 750mm, 840mm & 920mm.
- UDL of 240kg evenly distributed.

## LAMINATE WORKTOP 30MM THICK



Size H.W.D.	Code	Price
750.1200.755	BIF751275PLX	£520.37
840.1200.755	BIF841275PLX	£520.37
920.1200.755	BIF921275PLX	£520.37
750.1500.755	BIF751575PLX	£567.78
840.1500.755	BIF841575PLX	£567.78
920.1500.755	BIF921575PLX	£567.78
750.1800.755	BIF751875PLX	£643.64
840.1800.755	BIF841875PLX	£643.64
920.1800.755	BIF921875PLX	£643.64

## SOLID BEECH WORKTOP 27MM THICK



Size H.W.D.	Code	Price
750.1200.755	BIF751275BLX	£560.67
840.1200.755	BIF841275BLX	£560.67
920.1200.755	BIF921275BLX	£560.67
750.1500.755	BIF751575BLX	£634.16
840.1500.755	BIF841575BLX	£634.16
920.1500.755	BIF921575BLX	£634.16
750.1800.755	BIF751875BLX	£724.25
840.1800.755	BIF841875BLX	£724.25
920.1800.755	BIF921875BLX	£724.25





Open bench shown with drawer cupboard and optional accessories

Provides stylish, high quality mail sorting facilities designed for use in offices and post rooms. A wide choice of accessories have been designed to accompany the range of mailroom furniture. Including a Single Drawer unit, Drawer & Cupboard unit, and a Storage Cupboard. Also available are our mailroom post box lockers which can be supplied with optional sloping tops to deter items from being placed on top of the lockers.

- Adjustable feet for easy levelling.
- MFC 18mm worktop supplied as standard. Round edge worktop for safety with a durable scratch resistant wipe clean surface.
- Back and side panels available, also lower shelves.
- Standard bench height: 840mm - 760mm. 920mm also available.
- Delivered in knock-down form for on site assembly.
- Mobile bench height: 965mm.

## MOBILE MAILROOM BENCH



MR841575PLMX



MR841875PLMX

Size H.W.D.	Code	Price
965.1230.750	MR841275PLMX	£570.15
965.1230.900	MR841290PLMX	£582.00
965.1530.750	MR841575PLMX	£592.67

Size H.W.D.	Code	Price
965.1530.900	MR841590PLMX	£609.27
965.1830.750	MR841875PLMX	£632.97
965.1830.900	MR841890PLMX	£654.31

## OPEN BENCH



Size H.W.D.	Code	Price
840.1230.750	MR841275PLXX	<b>£453.99</b>
840.1230.900	MR841290PLXX	<b>£465.84</b>
840.1530.750	MR841575PLXX	<b>£475.32</b>



Size H.W.D.	Code	Price
840.1530.900	MR841590PLXX	<b>£493.10</b>
840.1830.750	MR841875PLXX	<b>£515.63</b>
840.1830.900	MR841890PLXX	<b>£536.96</b>

## OPEN BENCH WITH STEEL LOWER SHELF



Available with castors, please speak to sales for details.

Size H.W.D.	Code	Price
840.1230.750	MR841275SLXX	<b>£542.89</b>
840.1230.900	MR841290SLXX	<b>£566.59</b>
840.1530.750	MR841575SLXX	<b>£592.67</b>



Available with castors, please speak to sales for details.

Size H.W.D.	Code	Price
840.1530.900	MR841590SLXX	<b>£615.19</b>
840.1830.750	MR841875SLXX	<b>£655.50</b>
840.1830.900	MR841890SLXX	<b>£675.65</b>



Sloping Tops to be ordered separately from Post Box Lockers.

Description	Dimension H.W.D.	Code	Price
Sloping Top for post box locker	150.300.385	L2SLT3038LXX	<b>£10.67</b>
Post Box Locker 5 comp grey with light grey doors	External 900.300.385 Internal 160.290.350	LXMR90305LXX	<b>£202.69</b>
Post Box Locker 5 comp grey without doors	External 900.300.385 Internal 160.290.350	LXMR90300LXX	<b>£161.21</b>



Description	Code	Price
Single Drawer 220 x 420 x 420	BEDMR4021LXX	<b>£208.62</b>
Drawer & Cupboard 655 x 420 x 420	BEDMR4052LXX	<b>£424.35</b>
Storage Cupboard 435 x 420 x 420	BECMR4041LXX	<b>£187.28</b>

WORKBENCHES

EUROSLIDE

CUPBOARDS

LOCKERS

WORKSTATIONS

CYCLE PARKING

SMOKING SHELTERS

TRUCKS & TROLLEYS

CANTEEN FURNITURE

PALLETS

BARRIERS



**250KG  
SWL**

EVENLY DISTRIBUTED

Pack Tek Dual Workbenches are designed to cover a multitude of uses within the packaging industry. Available in either 1800mm or 2100mm widths with a vast range of accessories available to allow you to customise the bench to your requirements.

- Pack Tek Dual Workbenches are specifically designed for the packaging industry, ideal for use in assembly areas, manufacturing facilities and production lines.
- All benches supplied with laminate worktops.

- Height adjustable legs to allow the use to either sit or stand at the workbench.
- Delivered in knock-down form for easy on-site assembly.
- Bench frame powder coated light grey with Germ Guard Active Technology paint.
- Each Pack Tek workbench has a weight capacity of 250kg evenly distributed.
- Clip kits available on page 26.
- Plastic Open Fronted Containers are also available, please see page 48.



## Pack Tek Computer Accessories

Description	Code	Price
CPU Holder	BECPUHOUBBXX	£62.82
Keyboard Shelf	BEKEYBDSHBXX	£96.01
Monitor Arm	BEMONARMFSA	£203.88
Monitor & Keyboard Support Arm	BEMONARMFMSG	£208.62

## Pack Tek Dual Workbenches - Dimensions/Codes

Size H.W.D.	Worktop	Code	Price
840-1100.1800.750	Laminate	BPD841875PLX	£672.09
840-1100.2100.750	Laminate	BPD842175PLX	£756.25





- WORKBENCHES
- EUROSLIDE
- CUPBOARDS
- LOCKERS
- WORKSTATIONS
- CYCLE PARKING
- SMOKING SHELTERS

- TRUCKS & TROLLEYS
- CANTEEN FURNITURE

- PALLETS
- BARRIERS

# PACK TEK DUAL KIT 1

Pack Tek Dual kit 1 comes complete with the following accessories:

- Back Panel Frame
  - Laminate Upper Shelf x 2
  - Perforated Back Panel
  - Louvre Back Panel
  - Magnetic Back Panel
  - Adjustable Side Shelf
- Upper Shelf Dividers (Pack of 5)
  - Under Bench Table
  - Cones For Roll Holder (Pack of 2)
  - Side Mounted Roll Holder
  - Cutting Knife

Pack Tek Dual Kit 1 - Dimensions/Codes

Size H.W.D.	Code	Price
840-1100.1800.750	BPD841875PL1	£3,132.87
840-1100.2100.750	BPD842175PL1	£3,508.62



## PACK TEK DUAL KIT 2

Pack Tek Dual kit 2 comes complete with the following accessories:

- Back Panel Frame
- Laminate Upper Shelf x 2
- Upper Shelf Dividers (Pack of 5)
- Perforated Back Panel
- Louvre Back Panel
- Magnetic Back Panel
- Adjustable Side Shelf
- Under Bench Table
- Half Depth Lower Shelf x 2
- Short Half Depth Lower Shelf
- Dividers (Pack of 5)
- Side Mounted Roll Holder

### Pack Tek Dual Kit 2 - Dimensions/Codes

Size H.W.D.	Code	Price
840-1100.1800.750	BPD841875PL2	£2,589.98
840-1100.2100.750	BPD842175PL2	£2,881.57



## PACK TEK DUAL KIT 3

Pack Tek Dual kit 3 comes complete with the following accessories:

- Rear Support Posts
- Light/Tool Rail Support
- LED Light - 30 Watt
- Laminate Upper Shelf
- Upper Shelf Dividers (Pack of 5)
- Above Bench Roll Holder
- Cones For Roll Holder (Pack of 2) x2
- Cutting Knife
- Adjustable Side Shelf
- Under Bench Roll Holder
- Under Bench Table
- Side Mounted Roll Holder

### Pack Tek Dual Kit 3 - Dimensions/Codes

Size H.W.D.	Code	Price
840-1100.1800.750	BPD841875PL3	£2,896.98
840-1100.2100.750	BPD842175PL3	£3,177.91



- WORKBENCHES
- EUROSLIDE
- CUPBOARDS
- LOCKERS
- WORKSTATIONS
- CYCLE PARKING
- SMOKING SHELTERS

TRUCKS & TROLLEYS

CANTEEN FURNITURE

PALLETS

BARRIERS

# PACK TEK DUAL KIT 4

Pack Tek Dual kit 4 comes complete with the following accessories:

- Rear Support Posts
  - Light/Tool Rail Support
  - Led Light - 30 Watt
  - Laminate Upper Shelf
  - Upper Shelf Dividers (Pack of 5)
- Louvred /Perforated Back Panel
  - Full Depth Lower Shelf x 2
  - Short Full Depth Lower Dividers (Pack of 5)
  - Adjustable Side Shelf
  - Mini Under Bench Roll Holder
  - Side Mounted Roll Holder
  - Clip Kits available on page 48.
  - Plastic Open Fronted Containers are also available, see page 48.

Pack Tek Dual Kit 4 - Dimensions/Codes








Size H.W.D.	Code	Price
840-1100.1800.750	BPD841875PL4	£2,386.10
840-1100.2100.750	BPD842175PL4	£2,529.53



## SPLIT PANEL ACCESSORIES

Back Panel Frame		Code	Price
To suit 1800mm Bench		BPKBACKF18LX	£186.10
To suit 2100mm Bench		BPKBACKF21LX	£196.77
Laminate Upper Shelf		Code	Price
To suit 1800mm Bench		BPUS900LXXXX	£150.54
To suit 2100mm Bench		BPUS1050LXXX	£175.43
Perforated Panel		Code	Price
To suit 1800mm Bench		BPPERF900LXX	£169.50
To suit 2100mm Bench		BPPERF1050LX	£197.95
Louvre Panel		Code	Price
To suit 1800mm Bench		BPLOV900LXXX	£169.50
To suit 2100mm Bench		BPLOV1050LXX	£197.95
Magnetic Panel		Code	Price
To suit 1800mm Bench		BPMAG900LXXX	£158.84
To suit 2100mm Bench		BPMAG1050LXX	£187.28

## FULL PANEL ACCESSORIES

Rear Support Posts		Code	Price
760mm		BESP760SXXXX	£88.90
1180mm		BESP1180XXXX	£107.87
Light/Tool Rail Support		Code	Price
To suit 1800mm Bench		BERS1800XLXX	£103.13
To suit 2100mm Bench		BERS2100XLXX	£120.91
Laminate Upper Shelf		Code	Price
To suit 1800mm Bench		BEUS1800PXXX	£176.62
To suit 2100mm Bench		BPUS2100LXXX	£201.51
Above Bench Roll Holder		Code	Price
To suit 1800mm Bench		BGPAP18AXXXX	£62.82
To suit 2100mm Bench		BGPAP21AXXXX	£72.31
Louvred/Perforated Back Panel		Code	Price
To suit 1800mm Bench		BPLVPF1800LX	£222.84
To suit 2100mm Bench		BPLVPF2100LX	£237.07
Tilting LED Light		Code	Price
30 Watt		BELED3012XXX	£192.03
3 Setting LED Light		Code	Price
3 Setting LED		BE3SETL1200X	£72.31

UNIVERSAL PACK TEK ACCESSORIES

Upper Shelf Dividers		Code	Price
Pack of 5		BGSHDVBHOXXX	£49.78
Cutting Knife		Code	Price
1530mm Length		BPKCUTK15XXX	£777.59
1830mm Length		BPKCUTK18XXX	£890.19
Adjustable Side Shelf		Code	Price
W.500 D.750		BPADJSSHELFL	£174.25
Under Bench Table		Code	Price
To suit 1800mm Bench		BPUBT677245B	£252.48
To suit 2100mm Bench		BPUBT677270B	£275.00
Under Bench Roll Holder		Code	Price
To suit 1800mm Bench		BGPAR18BXXXX	£56.90
To suit 2100mm Bench		BGPAR21BXXXX	£66.38
Cones For Roll Holder		Code	Price
Pack Of 2		BGSPARECONES	£104.31
Side Mounted Roll Holder		Code	Price
W.710 D.300		BPSMONRHOLXX	£71.12
Half Depth Lower Shelf		Code	Price
To suit 1800mm Bench		BPHDLS4518PL	£163.58
To suit 2100mm Bench		BPHDLS4521PL	£182.54
Short Half Depth Lower Shelf Dividers		Code	Price
Pack of 5		BPSHLSDIVP5L	£67.56
Full Depth Lower Shelf		Code	Price
To suit 1800mm Bench		BPLS1800PLXX	£192.03
To suit 2100mm Bench		BPLS2100PLXX	£201.51
Tall Full Depth Lower Shelf Dividers		Code	Price
Pack of 5		BPTLLSDIVP5L	£101.94
Mini Under Bench Roll Holder		Code	Price
To suit 1800mm Bench		BPMINRHUB18L	£43.86
To suit 2100mm Bench		BPMINRHUB21L	£48.60
Short Full Depth Lower Shelf Dividers		Code	Price
Pack of 5		BPSDLSDIVP5L	£92.46

WORKBENCHES

EUROSLIDE

CUPBOARDS

LOCKERS

WORKSTATIONS

CYCLE PARKING

SMOKING SHELTERS

TRUCKS & TROLLEYS

CANTEEN FURNITURE

PALLETS

BARRIERS



**£474.14** FROM

Pack Tek Individual Workbenches are designed to cover a multitude of uses within the packaging industry. Available in either 1200mm, 1500mm or 1800mm widths with a vast range of accessories available to allow you to customise the bench to your requirements.

- Pack Tek Individual Workbenches specifically designed for the packaging industry and are ideal for use in assembly areas, manufacturing facilities and production lines.

- All benches supplied with laminate worktops.
- Height adjustable legs to allow the user to either sit or stand at the workbench.
- Delivered in knock-down form for easy on-site assembly.
- Bench frame powder coated light grey with Germ Guard Active Technology paint.
- Clip kits available on page 26.
- Plastic Open Fronted Containers are also available, see page 48.



## Pack Tek Individual Workbenches - Dimensions/Codes

Size H.W.D.	Worktop	Code	Price
840-1100.1200.750	Laminate	BPI841275PLX	<b>£474.14</b>
840-1100.1500.750	Laminate	BPI841575PLX	<b>£595.04</b>
840-1100.1800.750	Laminate	BPI841875PLX	<b>£660.24</b>

## Pack Tek Computer Accessories

Description	Code	Price
CPU Holder	BECPUHOUBBXX	<b>£62.82</b>
Keyboard Shelf	BEKEYBDSHBXX	<b>£96.01</b>
Monitor Arm	BEMONARMFSA	<b>£203.88</b>
Monitor & Keyboard Support Arm	BEMONARMFMSG	<b>£208.62</b>





## PACK TEK INDIVIDUAL KIT 1

Pack Tek Dual kit 1 comes complete with the following accessories:

- Back Panel Frame
  - Laminate Upper Shelf x 2
  - Upper Shelf Dividers (Pack of 5)
  - Perforated Back Panel
  - Louvre Back Panel
- Magnetic Back Panel
  - Cutting Knife
  - Under Bench Roll Holder
  - Cones For Roll Holder (Pack of 2)
  - Clip kits available on page 26.
  - Plastic Open Fronted Containers are also available, see page 48.

Pack Tek Individual Kit 1 - Dimensions/Codes

Size H.W.D.	Code	Price
840-1100.1200.750 (Does Not Include Cutting Knife)	BPI841275PL1	£1,437.82
840-1100.1500.750 (Includes Cutting Knife - Will Over Hang By 30mm)	BPI841575PL1	£2,409.81
840-1100.1800.750 (Includes Cutting Knife - Will Over Hang By 30mm)	BPI841875PL1	£2,727.48

WORKBENCHES

EUROSLIDE

CUPBOARDS

LOCKERS

WORKSTATIONS

CYCLE PARKING

SMOKING SHELTERS

TRUCKS & TROLLEYS

CANTEEN FURNITURE

PALLETS

BARRIERS

WORKBENCHES

EUROSLIDE

CUPBOARDS

LOCKERS

WORKSTATIONS

CYCLE PARKING

SMOKING SHELTERS

TRUCKS & TROLLEYS

CANTEEN FURNITURE

PALLETS

BARRIERS



PACK TEK INDIVIDUAL KIT 2

Pack Tek Individual kit 2 comes complete with the following accessories:

- Back Panel Frame
- Laminate Upper Shelf x 2
- Upper Shelf Dividers (Pack of 5)
- Perforated Back Panel
- Louvre Back Panel
- Magnetic Back Panel
- Full Depth Lower Shelf x 2
- Short Full Depth Lower Self Dividers (Pack of 5) x2

Pack Tek Individual Kit 2 - Dimensions/Codes

Size H.W.D.	Code	Price
840-1100.1200.750	BPI841275PL2	£1,806.47
840-1100.1500.750	BPI841575PL2	£2,024.57
840-1100.1800.750	BPI841875PL2	£2,253.34



PACK TEK INDIVIDUAL KIT 3

Pack Tek Individual kit 3 comes complete with the following accessories:

- Rear Support Posts
- Laminate Upper Shelf
- Upper Shelf Dividers (Pack of 5)
- Above Bench Roll Holder
- Cones For Roll Holder (Pack of 2)
- Cutting Knife
- Full Depth Lower Shelf
- Short Full Depth Lower Shelf Dividers (Pack of 5)

Pack Tek Individual Kit 3 - Dimensions/Codes

Size H.W.D.	Code	Price
840-1100.1200.750 (Does Not Include Cutting Knife)	BPI841275PL3	£1,162.82
840-1100.1500.750 (Includes Cutting Knife - Will Over Hang By 30mm)	BPI841575PL3	£2,107.54
840-1100.1800.750 (Includes Cutting Knife - Will Over Hang By 30mm)	BPI841875PL3	£2,339.87



WORKBENCHES

EUROSLIDE

CUPBOARDS

LOCKERS

WORKSTATIONS

CYCLE PARKING

SMOKING SHELTERS

TRUCKS & TROLLEYS

CANTEEN FURNITURE

PALLETS

BARRIERS

# PACK TEK INDIVIDUAL KIT 4

Pack Tek Individual kit 4 comes complete with the following accessories:






- Rear Support Posts
  - Light/Tool Rail Support
  - Led Light - 30 Watt
  - Laminate Upper Shelf
  - Upper Shelf Dividers (Pack of 5)
- Half Depth Lower Shelf x 2
  - Short Half Depth Lower Shelf Dividers (Pack of 5) x 2
  - Louvre Back Panel With Pin Board
  - Clip kits available on page 26.
  - Plastic Open Fronted Containers are also available, see page 48.

Pack Tek Individual Kit 4 - Dimensions/Codes





Size H.W.D.	Code	Price
840-1100.1200.750 (Does Not Include Cutting Knife)	BPI841275PL4	£1,621.55
840-1100.1500.750 (Includes Cutting Knife - Will Over Hang By 30mm)	BPI841575PL4	£1,805.28
840-1100.1800.750 (Includes Cutting Knife - Will Over Hang By 30mm)	BPI841875PL4	£1,934.48



## SPLIT PANEL ACCESSORIES

Back Panel Frame		Code	Price
To suit 1200mm Bench		BPKBACKF12LX	£180.17
To suit 1500mm Bench		BPKBACKF15LX	£182.54
To suit 1800mm Bench		BPKBACKF18LX	£186.10
Laminate Upper Shelf		Code	Price
To suit 1200mm Bench		BPUS600LXXXX	£105.50
To suit 1500mm Bench		BPUS750LXXXX	£125.65
To suit 1800mm Bench		BPUS900LXXXX	£150.54
Perforated Panel		Code	Price
To suit 1200mm Bench		BPPERF600LXX	£132.76
To suit 1500mm Bench		BPPERF750LXX	£141.06
To suit 1800mm Bench		BPPERF900LXX	£169.50
Louvre Panel		Code	Price
To suit 1200mm Bench		BPLOV600LXXX	£132.76
To suit 1500mm Bench		BPLOV750LXXX	£141.06
To suit 1800mm Bench		BPLOV900LXXX	£169.50
Magnetic Panel		Code	Price
To suit 1200mm Bench		BPMAG600LXXX	£123.28
To suit 1500mm Bench		BPMAG750LXXX	£131.57
To suit 1800mm Bench		BPMAG900LXXX	£158.84

## FULL PANEL ACCESSORIES

Rear Support Posts		Code	Price
760mm		BESP760SXXXX	£88.90
1180mm		BESP1180SXXXX	£107.87
Laminate Upper Shelf		Code	Price
To suit 1200mm Bench		BEUS1200PXXX	£124.46
To suit 1500mm Bench		BEUS1500PXXX	£148.17
To suit 1800mm Bench		BEUS1800PXXX	£176.62
Above Bench Roll Holder		Code	Price
To suit 1200mm Bench		BGPAR12AXXXX	£42.67
To suit 1500mm Bench		BGPAR15AXXXX	£50.97
To suit 1800mm Bench		BGPAR18AXXXX	£62.82
Louvred/Pinboard Back Panel		Code	Price
To suit 1200mm Bench		BELO4812IXXX	£171.88
To suit 1500mm Bench		BELO4815IXXX	£178.99
To suit 1800mm Bench		BELO4818IXXX	£208.62

UNIVERSAL PACK TEK ACCESSORIES

Upper Shelf Dividers		Code	Price
Pack of 5		BGSHDVHOXXXX	£49.78
Cutting Knife		Code	Price
1530mm Length		BPKCUTK15XXX	£777.59
1830mm Length		BPKCUTK18XXX	£890.19
Under Bench Roll Holder		Code	Price
To suit 1200mm Bench		BGPAR12BXXXX	£36.75
To suit 1500mm Bench		BGPAR15BXXXX	£41.49
To suit 1800mm Bench		BGPAR18BXXXX	£56.90
Cones For Roll Holder		Code	Price
Pack Of 2		BGSPARECONES	£104.31
Full Depth Lower Shelf		Code	Price
To suit 1200mm Bench		BPLS1200PLXX	£162.39
To suit 1500mm Bench		BPLS1500PLXX	£176.62
To suit 1800mm Bench		BPLS1800PLXX	£192.03
Short Full Depth Lower Shelf Dividers		Code	Price
Pack of 5		BPSDLSDIVP5L	£92.46
Tall Full Depth Lower Shelf Dividers		Code	Price
Pack of 5		BPTLLSDIVP5L	£101.94
Tilting LED Light		Code	Price
30 Watt		BELED3012XXX	£192.03
Half Depth Lower Shelf		Code	Price
To suit 1200mm Bench		BPHDLS4512PL	£138.69
To suit 1500mm Bench		BPHDLS4515PL	£151.72
To suit 1800mm Bench		BPHDLS4518PL	£163.58
Short Half Depth Lower Shelf Dividers		Code	Price
Pack of 5		BPSHLSDIVP5L	£67.56
3 Setting LED Light		Code	Price
3 Setting LED		BE3SETL1200X	£72.31

WORKBENCHES

EUROSLIDE

CUPBOARDS

LOCKERS

WORKSTATIONS

CYCLE PARKING

SMOKING SHELTERS

TRUCKS & TROLLEYS

CANTEEN FURNITURE

PALLETS

BARRIERS



**£797.74** FROM



- Stainless steel work tables are ideal for food preparation, hospitals and any other environment where hygiene is essential.
- Easy to clean removable worktops and shelves.
- A range of accessories is available including drawers, cupboards and upper and lower shelves.
- Adjustable levelling feet for uneven surfaces.
- Made from 1.5mm thick steel.

## STAINLESS STEEL WORKBENCHES



### Stainless Steel Work Table Only

Size H.W.D.	Code	Price
840.1200.600	BT841260XSXX	<b>£797.74</b>
840.1200.750	BT841275XSXX	<b>£859.38</b>
840.1200.900	BT841290XSXX	<b>£922.20</b>
840.1500.600	BT841560XSXX	<b>£915.09</b>
840.1500.750	BT841575XSXX	<b>£1,001.62</b>
840.1500.900	BT841590XSXX	<b>£1,022.95</b>
840.1800.600	BT841860XSXX	<b>£1,022.95</b>
840.1800.750	BT841875XSXX	<b>£1,084.59</b>
840.1800.900	BT841890XSXX	<b>£1,161.64</b>

### Stainless Steel Work Table & Lower Shelf

Size H.W.D.	Code	Price
840.1200.600	BT841260JSXX	<b>£1,024.14</b>
840.1200.750	BT841275JSXX	<b>£1,096.44</b>
840.1200.900	BT841290JSXX	<b>£1,160.45</b>
840.1500.600	BT841560JSXX	<b>£1,172.31</b>
840.1500.750	BT841575JSXX	<b>£1,273.06</b>
840.1500.900	BT841590JSXX	<b>£1,294.40</b>
840.1800.600	BT841860JSXX	<b>£1,292.03</b>
840.1800.750	BT841875JSXX	<b>£1,376.19</b>
840.1800.900	BT841890JSXX	<b>£1,450.86</b>

### Stainless Steel Drawer

Size H.W.D.	Code	Price
150.420.420	BRDRAWERXXXX	<b>£443.32</b>

### Stainless Steel Cupboard

Size H.W.D.	Code	Price
435.420.420	BRCUPBRDXXXX	<b>£451.62</b>

### Single Tier Upper Shelf - 300mm High

Size H.W.D.	Code	Price
300.1200.300	BRUS123SXXXX	<b>£258.41</b>
300.1500.300	BRUS153SXXXX	<b>£301.08</b>
300.1800.300	BRUS183SXXXX	<b>£331.90</b>

### Double Tier Upper Shelf - 600mm High

Size H.W.D.	Code	Price
600.1200.300	BRUS126DXXXX	<b>£392.35</b>
600.1500.300	BRUS156DXXXX	<b>£426.72</b>
600.1800.300	BRUS186DXXXX	<b>£480.06</b>





FROM  
**£494.29**

**100KG  
SWL**  
EVENLY DISTRIBUTED

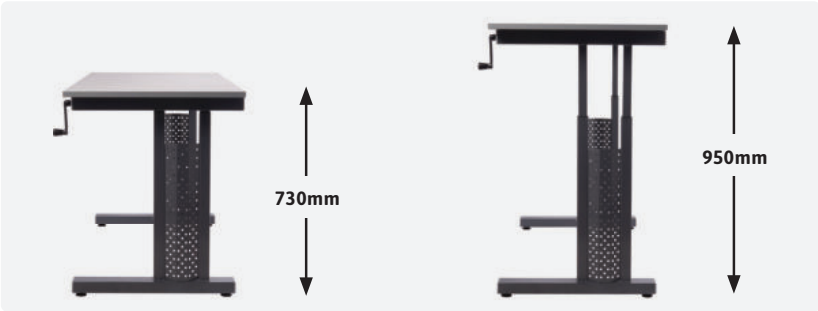
- Height adjustable workstation suitable for general use in assembly, light engineering and laboratories.
- Adjustable in height from 730mm to 950mm.
- Powder coated dark grey framework.
- No more banged knuckles - desk can even be adjusted when positioned flush against a wall.
- Removable adjustment handle.
- Does not accept bench accessories.



**LAMINATE WORKTOP  
20MM THICK**



Size W.D.	Code	Price
600.600	DA796060PLXX	£494.29
1200.600	DA791260PLXX	£571.34
1200.750	DA791275PLXX	£596.23
1800.600	DA791860PLXX	£655.50
1800.750	DA791875PLXX	£670.91



WORKBENCHES

EUROSLIDE

CUPBOARDS

LOCKERS

WORKSTATIONS

CYCLE PARKING

SMOKING SHELTERS

TRUCKS & TROLLEYS

CANTEEN FURNITURE

PALLETS

BARRIERS



WORKBENCHES

EUROSLIDE

CUPBOARDS

LOCKERS

WORKSTATIONS

CYCLE PARKING

SMOKING SHELTERS



TRUCKS & TROLLEYS

CANTEEN FURNITURE

PALLETS

BARRIERS

FROM  
£55.71



- Industry standard storage and louvre panels.
- Stackable with safe access to contents.
- Strong - crate grade polypropylene - virtually indestructible.
- Non-Toxic - suitable for foodstuffs.
- Recyclable - environmentally friendly.
- Self stack or use on louvre panels or shelves.
- Ideal for use with our range of Workbenches (Page 1) and Container Storage Cupboards (Page 111)




Plastic Open Fronted Containers - Dimensions/Codes

Size No.	L x W x H	Qty	Blue Code	Price	Red Code	Price	Green Code	Price	Yellow Code	Price
2	165 x 100 x 75	20	LVRC161075BE	£55.71	LVRC161075RD	£55.71	LVRC161075GN	£55.71	LVRC161075YW	£55.71
3	240 x 150 x 132	20	LVRC241513BE	£59.27	LVRC241513RD	£59.27	LVRC241513GN	£59.27	LVRC241513YW	£59.27
4	350 x 205 x 132	10	LVRC352013BE	£105.50	LVRC352013RD	£105.50	LVRC352013GN	£105.50	LVRC352013YW	£105.50
5	350 x 205 x 182	10	LVRC352018BE	£148.17	LVRC352018RD	£148.17	LVRC352018GN	£148.17	LVRC352018YW	£148.17
6	375 x 420 x 182	5	LVRC374218BE	£142.24	LVRC374218RD	£124.24	N/A	-	N/A	-
7	520 x 310 x 200	5	LVRC523120BE	£169.50	LVRC523120RD	£169.50	N/A	-	N/A	-

# EUROSLIDE

- 50** Euroslide Cabinets
- 60** Steel Drawer Divider Kits
- 62** Euroslide Cupboard Accessories
- 63** Plastic Drawer Divider Kits
- 64** Mobile Euroslide Cabinets
- 66** Under Bench Cabinets
- 70** System Tek Kits
- 74** System Tek
- 78** System Flow Trolleys
- 86** Euroslide Trolleys
- 90** Euroslide Workbenches
- 92** Euroslide Superbenches
- 94** Euroslide Fit Out & Installation



WORKBENCHES

**EUROSLIDE**

CUPBOARDS

LOCKERS

WORKSTATIONS

CYCLE PARKING

SMOKING SHELTERS

TRUCKS &amp; TROLLEYS

CANTEEN FURNITURE

PALLETES

BARRIERS






Euroslide cabinets offer a versatile method of storage. They are ideal for many individual applications, such as schools, universities and museums. Specially designed cabinets with high load bearing drawers. Suitable for storing heavy tools and equipment safely and securely in industrial and workshop environments.

- All steel construction.
- Beech, Laminate and Tool Tray worktop options are available.
- Cabinets are available in widths of 600mm & 900mm, and heights of 825mm & 1200mm.

- Full width, precision ball race slides with anti-tilt feature.
- Load capacity of 100kg per drawer.
- 100% drawer extension on 650 deep cabinets, and 90% drawer extension on 750 deep cabinets.
- Central locking for extra security.
- Cupboard doors are fitted with interior perforated panel to fit tool clips.
- A range of drawer divider kits and extra shelves are available.

## 600 CUPBOARD ACCESSORIES

Key	Description	650 Code	650 Price	750 Code	750 Price
A	Pull Out Drawer	ES600PULLDRW	£130.43	ES675PULLDRW	£177.53
B	Pull Out Shelf	ES600PULLSHF	£119.56	ES675PULLSHF	£161.83
-	Galvanised Shelf	ES600GASHELF	£37.44	ES675GASHELF	£50.72





• Supplied with 1 Galvanised shelf as standard.

Cupboard

Cupboard Height	Size H.W.D.	Code	Price
1x750mm	825.600.650	EUC18260651	£243.96
	825.600.750	EUC18260751	£256.03



• Supplied with 1 Galvanised shelf as standard.

2 Drawer & Cupboard

Drawer/Cupboard Heights	Size H.W.D.	Code	Price
2x100mm, 1x500mm	825.600.650	EUC18260652	£512.07
	825.600.750	EUC18260752	£611.10



4 Drawer

Drawer Heights	Size H.W.D.	Code	Price
1x150mm, 3x200mm	825.600.650	EUC1826065A	£762.07
	825.600.750	EUC1826075A	£800.71



5 Drawer

Drawer Heights	Size H.W.D.	Code	Price
1x100mm, 2x125mm, 1x150mm, 1x250mm	825.600.650	EUC18260654	£871.97
	825.600.750	EUC18260754	£915.44

COLOUR OPTIONS

To select drawer & door colours please add corresponding letters to the end of the code.



WORKBENCHES

EUROSLIDE

CUPBOARDS

LOCKERS

WORKSTATIONS

CYCLE PARKING

SMOKING SHELTERS

TRUCKS & TROLLEYS

CANTEEN FURNITURE

PALLETS

BARRIERS



WORKBENCHES

EUROSLIDE

CUPBOARDS

LOCKERS

WORKSTATIONS

CYCLE PARKING

SMOKING SHELTERS

TRUCKS & TROLLEYS

CANTEEN FURNITURE

PALLETS

BARRIERS



5 Drawer

Drawer Heights	Size H.W.D.	Code	Price
5x150mm	825.600.650	EUC1826065C	£862.30
	825.600.750	EUC1826075C	£904.57



5 Drawer

Drawer Heights	Size H.W.D.	Code	Price
2x100mm, 2x150mm, 1x200mm	825.600.650	EUC1826065S	£846.60
	825.600.750	EUC1826075S	£888.87



5 Drawer

Drawer Heights	Size H.W.D.	Code	Price
2x100mm, 2x125mm, 1x300mm	825.600.650	EUC18260656	£873.17
	825.600.750	EUC18260756	£916.65



6 Drawer

Drawer Heights	Size H.W.D.	Code	Price
4x100mm, 1x150mm, 1x200mm	825.600.650	EUC1826065E	£952.88
	825.600.750	EUC1826075E	£1,001.19





7 Drawer

Drawer Heights	Size H.W.D.	Code	Price
7x100mm	825.600.650	EUC1826065V	£1,035.01
	825.600.750	EUC1826075V	£1,086.94

Disposal Unit

Description	Size H.W.D.	Code	Price
Supplied with internal plastic bin	825.600.650	EUCDISB6065	£355.07
	825.600.750	EUCDISB6075	£373.18

600 WORKTOP OPTIONS

Worktop Options - Suitable for 600.650 Cabinets

Description	Size H.W.D.	Code	Price
Beech	27.600.650	ESBEETOP6065	£94.20
Laminate	20.600.650	ESLAMTOP6065	£155.79
Tool Tray	24.600.650	ESTLTTOP6065	£36.23

Worktop Options - Suitable for 600.750 Cabinets

Description	Size H.W.D.	Code	Price
Beech	27.600.750	ESBEETOP6075	£120.77
Laminate	20.600.750	ESLAMTOP6075	£169.08
Tool Tray	24.600.750	ESTLTTOP6075	£49.52




600 CUPBOARD ACCESSORIES

Key	Description	650 Code	650 Price	750 Code	750 Price
A	Pull Out Drawer	ES600PULLDRW	£130.43	ES675PULLDRW	£177.53
B	Pull Out Shelf	ES600PULLSHF	£119.56	ES675PULLSHF	£161.83
-	Galvanised Shelf	ES600GASHELF	£37.44	ES675GASHELF	£50.72



COLOUR OPTIONS

To select drawer & door colours please add corresponding letters to the end of the code.



WORKBENCHES

EUROSLIDE

CUPBOARDS

LOCKERS

WORKSTATIONS

CYCLE PARKING

SMOKING SHELTERS

TRUCKS & TROLLEYS

CANTEEN FURNITURE

PALLETS

BARRIERS

WORKBENCHES

EUROSLIDE

CUPBOARDS

LOCKERS

WORKSTATIONS

CYCLE PARKING

SMOKING SHELTERS

TRUCKS & TROLLEYS

CANTEEN FURNITURE

PALLETS

BARRIERS



• Supplied with 2 Galvanised shelves as standard.

Cupboard			
Cupboards Heights	Size H.W.D.	Code	Price
1x1150mm	1200.600.650	EUC12060651	£379.22
	1200.600.750	EUC12060751	£402.17



• Supplied with 2 Galvanised shelves as standard.

1 Drawer & Cupboard			
Drawer/Cupboard Heights	Size H.W.D.	Code	Price
1x100mm, 1x1010mm	1200.600.650	EUC1206065B	£521.73
	1200.600.750	EUC1206075B	£553.13



• Supplied with 2 Galvanised shelves as standard.

2 Drawer & Cupboard			
Drawer/Cupboard Heights	Size H.W.D.	Code	Price
2x100mm, 1x910mm	1200.600.650	EUC12060652	£637.67
	1200.600.750	EUC12060752	£676.32



• Supplied with 2 Galvanised shelves as standard.

1 Drawer & Cupboard			
Drawer/Cupboard Heights	Size H.W.D.	Code	Price
1x200mm, 1x910mm	1200.600.650	EUC1206065A	£542.26
	1200.600.750	EUC1206075A	£574.87



• Supplied with 1 Galvanised shelf as standard.

2 Drawer & Cupboard			
Drawer/Cupboard Heights	Size H.W.D.	Code	Price
2x200mm, 1x710mm	1200.600.650	EUC12060653	£679.94
	1200.600.750	EUC12060753	£721.00



• Supplied with 1 Galvanised shelf as standard.

4 Drawer & Cupboard			
Drawer/Cupboard Heights	Size H.W.D.	Code	Price
4x100mm, 1x710mm	1200.600.650	EUC12060654	£870.76
	1200.600.750	EUC12060754	£922.69

COLOUR OPTIONS

To select drawer & door colours please add corresponding letters to the end of the code.





6 Drawer

Drawer Heights	Size H.W.D.	Code	Price
1x150mm, 5x200mm	1200.600.650	EUC1206065E	<b>£1,036.22</b>
	1200.600.750	EUC1206075E	<b>£1,097.81</b>



7 Drawer

Drawer Heights	Size H.W.D.	Code	Price
1x100mm, 3x150mm, 3x200mm	1200.600.650	EUC1206065V	<b>£1,118.34</b>
	1200.600.750	EUC1206075V	<b>£1,185.97</b>



8 Drawer

Drawer Heights	Size H.W.D.	Code	Price
3x100mm, 3x150mm, 2x200mm	1200.600.650	EUC1206065X	<b>£1,222.20</b>
	1200.600.750	EUC1206075X	<b>£1,295.87</b>



8 Drawer

Drawer Heights	Size H.W.D.	Code	Price
1x100mm, 7x150mm	1200.600.650	EUC12060658	<b>£1,227.03</b>
	1200.600.750	EUC12060758	<b>£1,300.70</b>



8 Drawer

Drawer Heights	Size H.W.D.	Code	Price
5x100mm, 3x200mm	1200.600.650	EUC1206065W	<b>£1,208.92</b>
	1200.600.750	EUC1206075W	<b>£1,281.38</b>



11 Drawer

Drawer Heights	Size H.W.D.	Code	Price
11x100mm	1200.600.650	EUC1206065Y	<b>£1487.90</b>
	1200.600.750	EUC1206075Y	<b>£1,576.06</b>

COLOUR OPTIONS

To select drawer & door colours please add corresponding letters to the end of the code.



WORKBENCHES

EUROSLIDE

CUPBOARDS

LOCKERS

WORKSTATIONS

CYCLE PARKING

SMOKING SHELTERS

TRUCKS & TROLLEYS

CANTEEN FURNITURE

PALLETS

BARRIERS





WORKBENCHES

EUROSLIDE

CUPBOARDS

LOCKERS

WORKSTATIONS

CYCLE PARKING

SMOKING SHELTERS

TRUCKS & TROLLEYS

CANTEEN FURNITURE

PALLETS

BARRIERS



• Supplied with 1 Galvanised shelf as standard.

Cupboard

Cupboard Height	Size H.W.D.	Code	Price
1x750mm	825.900.650	EUC18290651	<b>£316.42</b>
	825.900.750	EUC18290751	<b>£335.74</b>



• Supplied with 1 Galvanised shelf as standard.

2 Drawer & Cupboard

Drawer/Cupboard Heights	Size H.W.D.	Code	Price
2x100mm, 1x500mm	825.900.650	EUC18290653	<b>£570.04</b>
	825.900.750	EUC18290753	<b>£603.86</b>



4 Drawer

Drawer Heights	Size H.W.D.	Code	Price
1x150mm, 3x200mm	825.900.650	EUC1829065A	<b>£791.05</b>
	825.900.750	EUC1829075A	<b>£839.36</b>



5 Drawer

Drawer Heights	Size H.W.D.	Code	Price
1x100mm, 2x125mm, 1x150mm, 1x250mm	825.900.650	EUC18290654	<b>£921.48</b>
	825.900.750	EUC18290754	<b>£977.04</b>



5 Drawer

Drawer Heights	Size H.W.D.	Code	Price
5x150mm	825.900.650	EUC1829065C	<b>£906.99</b>
	825.900.750	EUC1829075C	<b>£961.34</b>



5 Drawer

Drawer Heights	Size H.W.D.	Code	Price
2x100mm, 2x150mm, 1x200mm	825.900.650	EUC18290655	<b>£886.46</b>
	825.900.750	EUC18290755	<b>£939.60</b>



## 5 Drawer

Drawer Heights	Size H.W.D.	Code	Price
2x100mm, 2x125mm, 1x300mm	825.900.650	EUC18290658	<b>£917.86</b>
	825.900.750	EUC18290758	<b>£972.21</b>



## 6 Drawer

Drawer Heights	Size H.W.D.	Code	Price
4x100mm, 1x150mm, 1x200mm	825.900.650	EUC1829065E	<b>£996.36</b>
	825.900.750	EUC1829075E	<b>£1,056.75</b>



## 7 Drawer

Drawer Heights	Size H.W.D.	Code	Price
7x100mm	825.900.650	EUC1829065V	<b>£1,084.52</b>
	825.900.750	EUC1829075V	<b>£1,149.74</b>

## WORKTOP OPTIONS



### Worktop Options

Description	Size H.W.D.	Code	Price
Beech	27.900.650	ESBEETOP9065	<b>£141.30</b>
Laminate	20.900.650	ESLAMTOP9065	<b>£182.36</b>
Tool Tray	24.900.650	ESTLTTOP9065	<b>£51.93</b>

### Worktop Options

Description	Size H.W.D.	Code	Price
Beech	27.900.750	ESBEETOP9075	<b>£181.16</b>
Laminate	20.900.750	ESLAMTOP9075	<b>£222.22</b>
Tool Tray	24.900.750	ESTLTTOP9075	<b>£68.84</b>

## 900 CUPBOARD ACCESSORIES

Key	Description	650 Code	650 Price	750 Code	750 Price
A	Pull Out Drawer	ES900PULLDRW	<b>£148.55</b>	ES975PULLDRW	<b>£200.48</b>
B	Pull Out Shelf	ES900PULLSHF	<b>£134.06</b>	ES975PULLSHF	<b>£181.16</b>
-	Galvanised Shelf	ES900GASHELF	<b>£55.55</b>	ES975GASHELF	<b>£74.88</b>



## COLOUR OPTIONS

To select drawer & door colours please add corresponding letters to the end of the code.



WORKBENCHES

EUROSLIDE

CUPBOARDS

LOCKERS

WORKSTATIONS

CYCLE PARKING

SMOKING SHELTERS

TRUCKS & TROLLEYS

CANTEEN FURNITURE

PALLETS

BARRIERS

WORKBENCHES

EUROSLIDE

CUPBOARDS

LOCKERS

WORKSTATIONS

CYCLE PARKING

SMOKING SHELTERS

TRUCKS & TROLLEYS

CANTEEN FURNITURE

PALLETS

BARRIERS



- Supplied with 2 Galvanised shelves as standard.

### Cupboard

Cupboard Height	Size H.W.D.	Code	Price
1x1150mm	1200.900.650	EUC12090651	<b>£474.63</b>
	1200.900.750	EUC12090751	<b>£502.41</b>



- Supplied with 2 Galvanised shelves as standard.

### 1 Drawer & Cupboard

Drawer/Cupboard Heights	Size H.W.D.	Code	Price
1x100mm, 1x1010mm	1200.900.650	EUC1209065B	<b>£571.25</b>
	1200.900.750	EUC1209075B	<b>£606.27</b>



- Supplied with 2 Galvanised shelves as standard.

### 2 Drawer & Cupboard

Drawer/Cupboard Heights	Size H.W.D.	Code	Price
2x100mm, 1x910mm	1200.900.650	EUC12090652	<b>£637.67</b>
	1200.900.750	EUC12090752	<b>£676.32</b>



- Supplied with 2 Galvanised shelves as standard.

### 1 Drawer & Cupboard

Drawer/Cupboard Heights	Size H.W.D.	Code	Price
1x200mm, 1x910mm	1200.900.650	EUC1209065A	<b>£542.26</b>
	1200.900.750	EUC1209075A	<b>£574.87</b>



- Supplied with 1 Galvanised shelf as standard.

### 2 Drawer & Cupboard

Drawer/Cupboard Heights	Size H.W.D.	Code	Price
2x200mm, 1x710mm	1200.900.650	EUC12090653	<b>£764.48</b>
	1200.900.750	EUC12090753	<b>£810.37</b>



- Supplied with 1 Galvanised shelf as standard.

### 4 Drawer & Cupboard

Drawer/Cupboard Heights	Size H.W.D.	Code	Price
4x100mm, 1x710mm	1200.900.650	EUC12090654	<b>£971.00</b>
	1200.900.750	EUC12090754	<b>£1,028.97</b>

## COLOUR OPTIONS

To select drawer & door colours please add corresponding letters to the end of the code.







6 Drawer

Drawer Heights	Size H.W.D.	Code	Price
1x150mm, 5x200mm	1200.900.650	EUC1209065E	<b>£1,195.63</b>
	1200.900.750	EUC1209075E	<b>£1,266.89</b>



7 Drawer

Drawer Heights	Size H.W.D.	Code	Price
1x100mm, 3x150mm, 3x200mm	1200.900.650	EUC1209065V	<b>£1,306.74</b>
	1200.900.750	EUC1209075V	<b>£1,394.91</b>



8 Drawer

Drawer Heights	Size H.W.D.	Code	Price
1x100mm, 7x150mm	1200.900.650	EUC12090658	<b>£1,426.31</b>
	1200.900.750	EUC12090758	<b>£1,512.05</b>



11 Drawer

Drawer Heights	Size H.W.D.	Code	Price
11x100mm	1200.900.650	EUC1209065Y	<b>£1,643.69</b>
	1200.900.750	EUC1209075Y	<b>£1,742.73</b>

WORKTOP OPTIONS

Worktop Options - Suitable for 900.650 Cabinets

Description	Size H.W.D.	Code	Price
Beech	27.900.650	ESBEETOP9065	<b>£141.30</b>
Laminate	20.900.650	ESLAMTOP9065	<b>£182.36</b>
Tool Tray	24.900.650	ESTLTTOP9065	<b>£51.93</b>

Worktop Options - Suitable for 900.750 Cabinets

Description	Size H.W.D.	Code	Price
Beech	27.900.750	ESBEETOP9075	<b>£181.16</b>
Laminate	20.900.750	ESLAMTOP9075	<b>£222.22</b>
Tool Tray	24.900.750	ESTLTTOP9075	<b>£68.84</b>



900 CUPBOARD ACCESSORIES

Key	Description	650 Code	650 Price	750 Code	750 Price
A	Pull Out Drawer	ES900PULLDRW	<b>£148.55</b>	ES975PULLDRW	<b>£200.48</b>
B	Pull Out Shelf	ES900PULLSHF	<b>£134.06</b>	ES975PULLSHF	<b>£181.16</b>
-	Galvanised Shelf	ES900GASHELF	<b>£55.55</b>	ES975GASHELF	<b>£74.88</b>



WORKBENCHES

EUROSLIDE

CUPBOARDS

LOCKERS

WORKSTATIONS

CYCLE PARKING

SMOKING SHELTERS

TRUCKS & TROLLEYS

CANTEEN FURNITURE

PALLETS

BARRIERS

WORKBENCHES

EUROSLIDE

CUPBOARDS

LOCKERS

WORKSTATIONS

CYCLE PARKING


SMOKING SHELTERS

TRUCKS & TROLLEYS

CANTEEN FURNITURE

PALLETS

BARRIERS



600 Cabinet Drawer Inserts - Dimensions/Codes

Option	650 Code	Price	750 Code	Price
A (100mm Height)	ESDINSERT61A	£54.35	ESDINSERT71A	£56.76
A (125mm Height)	ESDINSERT12A	£56.76	ESDINSERT17A	£60.39
A (150mm Height)	ESDINSERT65A	£57.97	ESDINSERT75A	£60.39
A (200mm Height)	ESDINSERT62A	£62.80	ESDINSERT72A	£65.22
A (250mm Height)	ESDINSERT25A	£74.88	ESDINSERT27A	£78.50
A (300mm Height)	ESDINSERT30A	POA	ESDINSERT70A	POA
B (100mm Height)	ESDINSERT61B	£32.61	ESDINSERT71B	£33.82
B (125mm Height)	ESDINSERT25B	£36.23	ESDINSERT27B	£37.44
B (150mm Height)	ESDINSERT65B	£38.65	ESDINSERT75B	£41.06
B (200mm Height)	ESDINSERT62B	£39.85	ESDINSERT72B	£41.06
B (250mm Height)	ESDINSERT20B	£44.69	ESDINSERT70B	£45.89
B (300mm Height)	ESDINSERT30B	POA	ESDINSERT37B	POA
C (100mm Height)	ESDINSERT61C	£32.61	ESDINSERT71C	£35.02
C (125mm Height)	ESDINSERT20C	£33.82	ESDINSERT70C	£35.02
C (150mm Height)	ESDINSERT65C	£35.02	ESDINSERT75C	£36.23
C (200mm Height)	ESDINSERT62C	£37.44	ESDINSERT72C	£39.85
C (250mm Height)	ESDINSERT12C	£42.27	ESDINSERT17C	£44.69
C (300mm Height)	ESDINSERT30C	POA	ESDINSERT73D	POA
D (100mm Height)	ESDINSERT61D	£66.42	ESDINSERT71D	£70.05
D (125mm Height)	ESDINSERT12D	£68.84	ESDINSERT17D	£72.46
D (150mm Height)	ESDINSERT65D	£71.25	ESDINSERT75D	£70.31
D (200mm Height)	ESDINSERT62D	£78.50	ESDINSERT72D	£82.12
D (250mm Height)	ESDINSERT25D	£83.33	ESDINSERT13D	£74.88
D (300mm Height)	ESDINSERT30D	POA	ESDINSERT73D	POA



900 Cabinet Drawer Inserts - Dimensions/Codes

Option	650 Code	Price	750 Code	Price
A (100mm Height)	ESDINSERT91A	£64.01	ESDINSERT97A	£67.63
A (125mm Height)	ESDINSERT15A	£63.72	ESDINSERT79A	£68.84
A (150mm Height)	ESDINSERT95A	£68.84	ESDINSERT96A	£72.46
A (200mm Height)	ESDINSERT92A	£68.84	ESDINSERT29A	£71.25
A (250mm Height)	ESDINSERT9A5	£72.46	ESDINSERT7A5	£76.09
A (300mm Height)	ESDINSERT93A	POA	ESDINSERT37A	POA
B (100mm Height)	ESDINSERT91B	£41.06	ESDINSERT17B	£43.48
B (125mm Height)	ESDINSERT12B	£44.69	ESDINSERT22B	£41.06
B (150mm Height)	ESDINSERT95B	£45.89	ESDINSERT59B	£48.31
B (200mm Height)	ESDINSERT92B	£48.31	ESDINSERT52B	£50.72
B (250mm Height)	ESDINSERT9B5	£51.93	ESDINSERT7B5	£54.35
B (300mm Height)	ESDINSERT93B	POA	ESDINSERT73B	POA
C (100mm Height)	ESDINSERT91C	£39.85	ESDINSERT97C	£42.27
C (125mm Height)	ESDINSERT22C	£41.06	ESDINSERT77C	£42.27
C (150mm Height)	ESDINSERT95C	£42.27	ESDINSERT11C	£42.27
C (200mm Height)	ESDINSERT92C	£45.89	ESDINSERT15C	£45.89
C (250mm Height)	ESDINSERT9C5	£49.52	ESDINSERT16C	£42.27
C (300mm Height)	ESDINSER93C	POA	ESDINSERT99C	POA
D (100mm Height)	ESDINSERT91D	£80.92	ESDINSERT70D	£70.05
D (125mm Height)	ESDINSERT22D	£84.54	ESDINSERT77D	£88.16
D (150mm Height)	ESDINSERT95D	£86.96	ESDINSERT57D	£74.88
D (200mm Height)	ESDINSERT92D	£95.41	ESDINSERT97D	£100.24
D (250mm Height)	ESDINSERT9D5	£100.24	ESDINSERT7D5	£105.07
D (300mm Height)	ESDINSERT93D	POA	ESDINSERT73D	POA

WORKBENCHES

EUROSLIDE

CUPBOARDS

LOCKERS

WORKSTATIONS

CYCLE PARKING

SMOKING SHELTERS

TRUCKS & TROLLEYS

CANTEEN FURNITURE

PALLETS

BARRIERS





WORKBENCHES

EUROSLIDE

CUPBOARDS

LOCKERS

WORKSTATIONS

CYCLE PARKING

SMOKING SHELTERS

TRUCKS & TROLLEYS

CANTEEN FURNITURE

PALLETS

BARRIERS



Euroslide Cupboard Accessories - Dimensions/Codes

Key	Width	Description	650 Code	650 Price	750 Code	750 Price
A	600mm	Pull Out Drawer	ES600PULLDRW	£130.43	ES675PULLDRW	£177.53
B	600mm	Pull Out Shelf	ES600PULLSHF	£119.56	ES675PULLSHF	£161.83
-	600mm	Galvanised Shelf	ES600GASHELF	£37.44	ES675GASHELF	£50.72
C	900mm	Pull Out Drawer	ES900PULLDRW	£148.55	ES975PULLDRW	£200.48
D	900mm	Pull Out Shelf	ES900PULLSHF	£134.06	ES975PULLSHF	£181.16
-	900mm	Galvanised Shelf	ES900GASHELF	£55.55	ES975GASHELF	£74.88



Plastic Drawer Divider Kits - Dimensions/Codes

Key	Width	650 Depth Kit	650 Depth Code	650 Price	750 Depth Kit	750 Depth Code	750 Price
A	600mm	24 (6 Packs of 4 x BA8-2) 8 (1 Pack of 8 x BA8-1)	ESPINSER660A	£86.96	24 (6 Packs of 4 x BA8-2) 16 (2 Pack of 8 x BA8-1)	ESPINSER675A	£100.24
B	600mm	12 (6 Packs of 2 x BA6-1) 2 (1 Pack of 2 x BA7-2)	ESPINSER660B	£77.29	12 (6 Packs of 2 x BA6-1) 2 (2 Pack of 2 x BA7-2)	ESPINSER675B	£88.16
C	900mm	24 (8 Packs of 3 x BA8-3) 12 (3 Packs of 4 x BA7-1)	ESPINSER960A	£157.00	24 (8 Packs of 3 x BA8-3) 20 (5 Packs of 4 x BA7-1)	ESPINSER975A	£173.91
D	900mm	18 (9 Packs of 2 x BA7-2) 12 (3 Packs of 4 x BA7-1)	ESPINSER960B	£124.39	18 (9 Packs of 2 x BA7-2) 20 (5 Packs of 4 x BA7-1)	ESPINSER975B	£140.09

WORKBENCHES

EUROSLIDE

CUPBOARDS

LOCKERS

WORKSTATIONS

CYCLE PARKING

SMOKING SHELTERS

TRUCKS & TROLLEYS

CANTEEN FURNITURE

PALLETS

BARRIERS

WORKBENCHES

EUROSLIDE

CUPBOARDS

LOCKERS

WORKSTATIONS

CYCLE PARKING

SMOKING SHELTERS

TRUCKS & TROLLEYS

CANTEEN FURNITURE

PALLETS

BARRIERS



**£431.15** FROM

**EUROSLIDE**

## WORKTOP OPTIONS



Description	Size H.W.D.	Code	Price
Beech	27.600.650	ESBEETOP6065	<b>£94.20</b>
Laminate	20.600.650	ESLAMTOP6065	<b>£155.79</b>
Tool Tray	24.600.650	ESTLTTOP6065	<b>£36.23</b>



• Supplied with 1 Galvanised shelf as standard.

## Mobile Cupboard

Cupboard Height	Size H.W.D.	Code	Price
1x750mm	980.600.650	EUC9860651M	<b>£431.15</b>



• Supplied with 1 Galvanised shelf as standard.

## Mobile 2 Drawer & Cupboard

Drawer/Cupboard Heights	Size H.W.D.	Code	Price
2x100mm, 1x500mm	980.600.650	EUC9860652M	<b>£699.26</b>



## Mobile 4 Drawer

Drawer Heights	Size H.W.D.	Code	Price
1x150mm, 3x200mm	980.600.650	EUC986065AM	<b>£923.90</b>



## Mobile 5 Drawer

Drawer Heights	Size H.W.D.	Code	Price
5x150mm	980.600.650	EUC986065CM	<b>£1,022.93</b>



## Mobile 5 Drawer

Drawer Heights	Size H.W.D.	Code	Price
2x100mm, 2x150mm, 1x200mm	980.600.650	EUC9860655M	<b>£1,007.23</b>



## Mobile 6 Drawer

Drawer Heights	Size H.W.D.	Code	Price
4x100mm, 1x150mm, 1x200mm	980.600.650	EUC986065EM	<b>£1,114.72</b>




## Mobile 7 Drawer

Drawer Heights	Size H.W.D.	Code	Price
7x100mm	980.600.650	EUC986065VM	<b>£1,196.84</b>

## COLOUR OPTIONS

To select drawer & door colours please add corresponding letters to the end of the code.







• Supplied with 1 Galvanised shelf as standard.

Mobile Cupboard			
Cupboard Height	Size H.W.D.	Code	Price
1x750mm	980.900.650	EUC9890651M	£503.62



• Supplied with 1 Galvanised shelf as standard.

Mobile 2 Drawer & Cupboard			
Drawer/Cupboard Heights	Size H.W.D.	Code	Price
2x100mm, 1x500mm	980.900.650	EUC9890652M	£757.23



Mobile 4 Drawer			
Drawer Heights	Size H.W.D.	Code	Price
1x150mm, 3x200mm	980.900.650	EUC989065AM	£978.25



Mobile 5 Drawer			
Drawer Heights	Size H.W.D.	Code	Price
5x150mm	980.900.650	EUC989065CM	£1,094.19



Mobile 5 Drawer			
Drawer Heights	Size H.W.D.	Code	Price
2x100mm, 2x150mm, 1x200mm	980.900.650	EUC9890655M	£1,073.65



Mobile 6 Drawer			
Drawer Heights	Size H.W.D.	Code	Price
4x100mm, 1x150mm, 1x200mm	980.900.650	EUC989065EM	£1,183.56



Mobile 7 Drawer			
Drawer Heights	Size H.W.D.	Code	Price
7x100mm	980.900.650	EUC989065VM	£1,271.72

WORKTOP OPTIONS

Description	Size H.W.D.	Code	Price
Beech	27.900.650	ESBEETOP9065	£141.30
Laminate	20.900.650	ESLAMTOP9065	£182.36
Tool Tray	24.900.650	ESTLTTOP9065	£51.93



COLOUR OPTIONS

To select drawer & door colours please add corresponding letters to the end of the code.



WORKBENCHES

EUROSLIDE

CUPBOARDS

LOCKERS

WORKSTATIONS

CYCLE PARKING

SMOKING SHELTERS

TRUCKS & TROLLEYS

CANTEEN FURNITURE

PALLETS

BARRIERS



# UNDER BENCH CABINETS

WORKBENCHES

EUROSLIDE

CUPBOARDS

LOCKERS

WORKSTATIONS

CYCLE PARKING

SMOKING SHELTERS

TRUCKS & TROLLEYS

CANTEEN FURNITURE

PALLETS

BARRIERS



• Supplied with 1 Galvanised shelf as standard.

### Under Bench Cupboard

Cupboard Height	Size H.W.D.	Code	Price
1x550mm	780.600.650	EUN7860651M	£346.61



### Under Bench 2 Drawer & Cupboard

Drawer/Cupboard Heights	Size H.W.D.	Code	Price
2x100mm, 1x300mm	780.600.650	EUN7860652M	£601.44



### Under Bench 3 Drawer

Drawer Heights	Size H.W.D.	Code	Price
1x150mm, 2x200mm	780.600.650	EUN7860653M	£723.42



### Under Bench 4 Drawer

Drawer Heights	Size H.W.D.	Code	Price
1x100mm, 3x150mm	780.600.650	EUN7860654M	£821.24



### Under Bench 4 Drawer

Drawer Heights	Size H.W.D.	Code	Price
2x100mm, 1x150mm, 1x200mm	780.600.650	EUN7860654M	£818.83



### Under Bench 5 Drawer

Drawer Heights	Size H.W.D.	Code	Price
4x100mm, 1x150mm	780.600.650	EUN786065CM	£915.44


## WORKTOP OPTIONS



Description	Size H.W.D.	Code	Price
Beech	27.600.650	ESBEETOP6065	£94.20
Laminate	20.600.650	ESLAMTOP6065	£155.79
Tool Tray	24.600.650	ESTLTTOP6065	£36.23

## COLOUR OPTIONS

To select drawer & door colours please add corresponding letters to the end of the code.





• Supplied with 1 Galvanised shelf as standard.

Under Bench Cupboard			
Cupboard Heights	Size H.W.D.	Code	Price
1x550mm	780.900.650	EUN7890651M	£410.62

Under Bench 2 Drawer & Cupboard			
Drawer/Cupboard Heights	Size H.W.D.	Code	Price
2x100mm, 1x300mm	780.900.650	EUN7890652M	£661.83

Under Bench 3 Drawer			
Drawer Heights	Size H.W.D.	Code	Price
1x150mm, 2x200mm	780.900.650	EUN7890653M	£753.61



Under Bench 4 Drawer			
Drawer Heights	Size H.W.D.	Code	Price
1x100mm, 3x150mm	780.900.650	EUN7890654M	£851.44

Under Bench 4 Drawer			
Drawer Heights	Size H.W.D.	Code	Price
2x100mm, 1x150mm, 1x200mm	780.900.650	EUN7890654M	£849.02

Under Bench 5 Drawer			
Drawer Heights	Size H.W.D.	Code	Price
4x100mm, 1x150mm	780.900.650	EUN789065CM	£944.43

WORKBENCHES

EUROSLIDE

CUPBOARDS

LOCKERS

WORKSTATIONS

CYCLE PARKING

SMOKING SHELTERS

TRUCKS & TROLLEYS

CANTEEN FURNITURE

PALLETS

BARRIERS



WORKTOP OPTIONS

Description	Size H.W.D.	Code	Price
Beech	27.900.650	ESBEETOP9065	£141.30
Laminate	20.900.650	ESLAMTOP9065	£182.36
Tool Tray	24.900.650	ESTLTTOP9065	£51.93

COLOUR OPTIONS

To select drawer & door colours please add corresponding letters to the end of the code.





WORKBENCHES

EUROSLIDE

CUPBOARDS

LOCKERS

WORKSTATIONS

CYCLE PARKING

SMOKING SHELTERS

TRUCKS & TROLLEYS

CANTEEN FURNITURE

PALLETS

BARRIERS



• Supplied with 1 Galvanised shelf as standard.

### Under Bench Cupboard

Cupboard Height	Size H.W.D.	Code	Price
1x550mm	825.600.650	EUS8260651S	<b>£236.71</b>

### Under Bench 2 Drawer & Cupboard

Drawer/Cupboard Heights	Size H.W.D.	Code	Price
2x100mm, 1x300mm	825.600.650	EUS8260652S	<b>£506.03</b>

### Under Bench 3 Drawer

Drawer Heights	Size H.W.D.	Code	Price
1x150mm, 2x200mm	825.600.650	EUS8260653S	<b>£629.22</b>



### Under Bench 4 Drawer

Drawer Heights	Size H.W.D.	Code	Price
1x100mm, 3x150mm	825.600.650	EUS8260654S	<b>£727.04</b>

### Under Bench 4 Drawer

Drawer Heights	Size H.W.D.	Code	Price
2x100mm, 1x150mm, 1x200mm	825.600.650	EUS8260654S	<b>£724.63</b>

### Under Bench 5 Drawer

Drawer Heights	Size H.W.D.	Code	Price
4x100mm, 1x150mm	825.600.650	EUS826065CS	<b>£820.04</b>

## WORKTOP OPTIONS



Description	Size H.W.D.	Code	Price
Beech	27.600.650	ESBEETOP6065	<b>£94.20</b>
Laminate	20.600.650	ESLAMTOP6065	<b>£155.79</b>
Tool Tray	24.600.650	ESTLTTOP6065	<b>£36.23</b>

## COLOUR OPTIONS

To select drawer & door colours please add corresponding letters to the end of the code.





• Supplied with 1 Galvanised shelf as standard.

Under Bench Cupboard			
Cupboard Height	Size H.W.D.	Code	Price
1x550mm	825.900.650	EUS8290651S	£323.67

Under Bench 2 Drawer & Cupboard			
Drawer/Cupboard Heights	Size H.W.D.	Code	Price
2x100mm, 1x300mm	825.900.650	EUS8290652S	£565.21

Under Bench 3 Drawer			
Drawer Heights	Size H.W.D.	Code	Price
1x150mm, 2x200mm	825.900.650	EUS8290653S	£666.66



Under Bench 4 Drawer			
Drawer Heights	Size H.W.D.	Code	Price
1x100mm, 3x150mm	825.900.650	EUS829065AS	£764.48

Under Bench 4 Drawer			
Drawer Heights	Size H.W.D.	Code	Price
2x100mm, 1x150mm, 1x200mm	825.900.650	EUS8290654S	£762.07

Under Bench 5 Drawer			
Drawer Heights	Size H.W.D.	Code	Price
4x100mm, 1x150mm	825.900.650	EUS829065CS	£857.47




## WORKTOP OPTIONS

Description	Size H.W.D.	Code	Price
Beech	27.900.650	ESBEETOP9065	£141.30
Laminate	20.900.650	ESLAMTOP9065	£182.36
Tool Tray	24.900.650	ESTLTTOP9065	£51.93

## COLOUR OPTIONS

To select drawer & door colours please add corresponding letters to the end of the code.



WORKBENCHES

EUROSLIDE

CUPBOARDS

LOCKERS

WORKSTATIONS

CYCLE PARKING

SMOKING SHELTERS

TRUCKS & TROLLEYS

CANTEEN FURNITURE

PALLETS

BARRIERS

**£967.76** FROM

Each kit comes complete with the following accessories:

- Worktop and Post fitted service ducts.
- Perforated Back Panel.
- Rear Support Posts
- Upper Shelf
- Tool Rail

## WORKTOP OPTIONS

Description	Size H.W.D.	Code	Price
Beech	27.600.650	ESBEETOP6065	<b>£94.20</b>
Laminate	20.600.650	ESLAMTOP6065	<b>£155.79</b>
Tool Tray	24.600.650	ESTLTTP6065	<b>£36.23</b>



## 600 System Tek - Extra Accessories

Description	Code	Price
Track (To Fit Tool Rail)	BETR600XLXXX	<b>£83.33</b>
Spring Tool Balance	BESPRBALXLXX	<b>POA</b>
Louvred Back Panel	BELO48600IXX	<b>£118.36</b>
Worktop Mounted Service Duct	BESDWT600XXX	<b>£111.11</b>
760mm Rear Support Posts	BESP760SXXXX	<b>£75.00</b>
1180mm Rear Support Posts	BESP1180XXXX	<b>£107.87</b>
Post Mounted Service Duct	BESDP600XXXX	<b>£125.60</b>
Perforated Back Panel	BEBP4860PFXX	<b>£118.36</b>
Light and Tool Rail	BERS600XLXXX	<b>£82.12</b>
Beech Upper Shelf	BEUS600BXXXX	<b>£89.37</b>
Laminate Upper Shelf	BEUS600PXXXX	<b>£89.37</b>


**G**

## 600 System Tek Kits

Key	Description	Drawer/Cupboard Depths	Beech Top Code	Price	Laminate Top Code	Price
A	Cupboard with Accessories	1x 750mm	EST600BKIT1	<b>£967.76</b>	EST600PKIT1	<b>£1,034.18</b>
B	2 Drawer & Cupboard with Accessories	2x 100mm, 1x 500mm	EST600BKIT2	<b>£1,235.87</b>	EST600PKIT2	<b>£1,302.29</b>
C	4 Drawer with Accessories	1x150mm, 3x200mm	EST600BKIT3	<b>£1,485.86</b>	EST600PKIT3	<b>£1,552.29</b>
D	5 Drawer with Accessories	5x150mm	EST600BKIT4	<b>£1,586.10</b>	EST600PKIT4	<b>£1,652.53</b>
E	5 Drawer with Accessories	2x100mm, 2x150mm, 1x200mm	EST600BKIT5	<b>£1,570.40</b>	EST600PKIT5	<b>£1,636.83</b>
F	6 Drawer with Accessories	4x 100mm, 1x 150mm, 1x 200mm	EST600BKIT6	<b>£1,676.68</b>	EST600PKIT6	<b>£1,743.11</b>
G	7 Drawer with Accessories	7x 100mm	EST600BKIT7	<b>£1,758.81</b>	EST600PKIT7	<b>£1,825.23</b>

## COLOUR OPTIONS

To select drawer & door colours please add corresponding letters to the end of the code.







A



B



C



D



E



F

WORKBENCHES

EUROSLIDE

CUPBOARDS

LOCKERS

WORKSTATIONS

CYCLE PARKING

SMOKING SHELTERS

TRUCKS & TROLLEYS

CANTEEN FURNITURE

PALLETS

BARRIERS

**COLOUR OPTIONS**

To select drawer & door colours please add corresponding letters to the end of the code.





Each kit comes complete with the following accessories:

- Worktop and Post fitted service ducts
- Perforated Back Panel
- Rear Support Posts
- Upper Shelf
- Tool Rail

## WORKTOP OPTIONS

Description	Size H.W.D.	Code	Price
Beech	27.900.650	ESBEETOP9065	<b>£141.30</b>
Laminate	20.900.650	ESLAMTOP9065	<b>£182.36</b>
Tool Tray	24.900.650	ESTLTTOP9065	<b>£51.93</b>



## 900 System Tek - Extra Accessories

Description	Code	Price
Track (To Fit Tool Rail)	BETR900XLXXX	<b>£102.66</b>
Spring Tool Balance	BESPRBALXLXX	<b>POA</b>
Louvred Back Panel	BELO4890IIX	<b>£134.06</b>
Worktop Mounted Service Duct	BESDWT900XXX	<b>£126.81</b>
760mm Rear Support Posts	BESP760SXXXX	<b>£88.90</b>
1180mm Rear Support Posts	BESP1180SXXXX	<b>£107.87</b>
Post Mounted Service Duct	BESDP900SXXXX	<b>£141.30</b>
Perforated Back Panel	BEBP4890PFXX	<b>£134.06</b>
Light and Tool Rail	BERS900XLXXX	<b>£89.37</b>
Beech Upper Shelf	BEUS900BXXXX	<b>£107.49</b>
Laminate Upper Shelf	BEUS900PXXXX	<b>£96.62</b>


**G**

## 900 System Tek Kits

Key	Description	Drawer/Cupboard Depths	Beech Top Code	Price	Laminate Top Code	Price
A	Cupboard with Accessories	1x 750mm	EST900BKIT1	<b>£1,164.61</b>	EST900PKIT1	<b>£1,194.81</b>
B	2 Drawer & Cupboard with Accessories	2x 100mm, 1x 500mm	EST900BKIT2	<b>£1,418.23</b>	EST900PKIT2	<b>£1,448.42</b>
C	4 Drawer with Accessories	1x150mm, 3x200mm	EST900BKIT3	<b>£1,639.24</b>	EST900PKIT3	<b>£1,669.44</b>
D	5 Drawer with Accessories	5x150mm	EST900BKIT4	<b>£1,755.18</b>	EST900PKIT4	<b>£1,785.38</b>
E	5 Drawer with Accessories	2x100mm, 2x150mm, 1x200mm	EST900BKIT5	<b>£1,734.65</b>	EST900PKIT5	<b>£1,764.84</b>
F	6 Drawer with Accessories	4x 100mm, 1x 150mm, 1x 200mm	EST900BKIT6	<b>£1,844.55</b>	EST900PKIT6	<b>£1,874.75</b>
G	7 Drawer with Accessories	7x 100mm	EST900BKIT7	<b>£1,932.72</b>	EST900PKIT7	<b>£1,962.91</b>

## COLOUR OPTIONS

To select drawer & door colours please add corresponding letters to the end of the code.





**A**



**B**



**C**



**D**



**E**



**F**

## COLOUR OPTIONS

To select drawer & door colours please add corresponding letters to the end of the code.



**K**



**G**



**B**



**R**

WORKBENCHES

EUROSLIDE

CUPBOARDS

LOCKERS

WORKSTATIONS

CYCLE PARKING

SMOKING SHELTERS

TRUCKS & TROLLEYS

CANTEEN FURNITURE

PALLETS

BARRIERS



## 1. CHOOSE ONE 600 CABINET

### System Tek Cabinets - Dimensions/Codes

Key	Description	Drawer/Cupboard Depths	Code	Price
A	Cupboard	1x 750mm	EUC18260651	<b>£243.96</b>
B	2 Drawer & Cupboard	2x 100mm, 1x 500mm	EUC18260652	<b>£512.07</b>
C	4 Drawer	1x150mm, 3x200mm	EUC1826065A	<b>£762.07</b>
D	5 Drawer	5x150mm	EUC1826065C	<b>£862.30</b>
E	5 Drawer	2x100mm, 2x150mm, 1x200mm	EUC1826065S	<b>£846.60</b>
F	6 Drawer	4x 100mm, 1x 150mm, 1x 200mm	EUC1826065E	<b>£952.88</b>
G	7 Drawer	7x 100mm	EUC1826065V	<b>£1,035.01</b>

**A****B****C****D****E****F****G**

## 2. CHOOSE YOUR WORKTOP

### Worktop Options - Dimensions/Codes

Description	Size H.W.D.	Code	Price
Beech Top	27.1200.650	ESBEETOP1265	<b>£159.42</b>
Laminate Top	20.1200.650	ESLAMTOP1265	<b>£206.52</b>
Beech Top	27.1500.650	ESBEETOP1565	<b>£227.05</b>
Laminate Top	20.1500.650	ESLAMTOP1565	<b>£253.62</b>
Beech Top	27.1800.650	ESBEETOP1865	<b>£271.73</b>
Laminate Top	20.1800.650	ESLAMTOP1865	<b>£254.83</b>



## COLOUR OPTIONS

To select drawer colours please add letters to the end of the code.



## 3. CHOOSE YOUR ACCESSORIES

### Accessories - Dimensions/Codes

Description	Code	Price
760mm Rear Support Posts	BESP760SXXXX	<b>£88.90</b>
1180mm Rear Support Posts	BESP1180SXXXX	<b>£107.87</b>
Upper Shelf 300mm Solid Beech - 1200mm	BEUS1200BXXX	<b>£143.43</b>
Upper Shelf 300mm Solid Beech - 1500mm	BEUS1500BXXX	<b>£174.25</b>
Upper Shelf 300mm Solid Beech - 1800mm	BEUS1800BXXX	<b>£210.99</b>
Upper Shelf 300mm Laminate - 1200mm	BEUS1200PXXX	<b>£124.46</b>
Upper Shelf 300mm Laminate - 1500mm	BEUS1500PXXX	<b>£148.17</b>
Upper Shelf 300mm Laminate - 1800mm	BEUS1800PXXX	<b>£176.62</b>
Light/Tool Rail Support - 1200mm	BERS1200XLXX	<b>£93.64</b>
Light/Tool Rail Support - 1500mm	BERS1500XLXX	<b>£99.57</b>
Light/Tool Rail Support - 1800mm	BERS1800XLXX	<b>£103.13</b>
1200 Track (To Fit Tool Rail)	BETR1200XLXX	<b>£118.53</b>
1500 Track (To Fit Tool Rail)	BETR1500XLXX	<b>£136.31</b>
1800 Track (To Fit Tool Rail)	BETR1800XLXX	<b>£154.09</b>
Spring Tool Balance	BESPRBALXLXX	<b>POA</b>
3 Setting LED Light - 1200mm	BE3SETL1200X	<b>£72.31</b>
Louvred/Perforated Back Panel - 1200mm	BECP4812IXXX	<b>£170.69</b>
Louvred/Perforated Back Panel - 1500mm	BECP4815IXXX	<b>£187.28</b>
Louvred/Perforated Back Panel - 1800mm	BECP4818IXXX	<b>£208.62</b>
Louvred/Pin Back Panel - 1200mm	BELO4812IXXX	<b>£171.88</b>
Louvred/Pin Back Panel - 1500mm	BELO4815IXXX	<b>£187.28</b>
Louvred/Pin Back Panel - 1800mm	BELO4818IXXX	<b>£208.62</b>
Combi Back Panel - 1200mm	BECP4812IXXX	<b>£187.28</b>
Combi Back Panel - 1500mm	BECP4815IXXX	<b>£200.32</b>
Combi Back Panel - 1800mm	BECP4818IXXX	<b>£222.84</b>
Worktop Service Duct - 1200mm	BESDWT122XXXX	<b>£143.43</b>
Worktop Service Duct - 1500mm	BESDWT15XXXX	<b>£146.98</b>
Worktop Service Duct - 1800mm	BESDWT18XXXX	<b>£154.09</b>
Post Fitted Service Duct - 1200mm	BESDSP12XXXX	<b>£157.65</b>
Post Fitted Service Duct - 1500mm	BESDSP15XXXX	<b>£164.76</b>
Post Fitted Service Duct - 1800mm	BESDSP18XXXX	<b>£175.43</b>
Support Leg & Modesty Panel - 1200mm	E2LEGMOD6560	<b>£106.28</b>
Support Leg & Modesty Panel - 1500mm	E2LEGMOD6515	<b>£106.28</b>
Support Leg & Modesty Panel - 1800mm	E2LEGMOD6518	<b>£106.28</b>



WORKBENCHES

**EUROSLIDE**

CUPBOARDS

LOCKERS

WORKSTATIONS

CYCLE PARKING

SMOKING SHELTERS

TRUCKS & TROLLEYS

CANTEEN FURNITURE

PALLETS

BARRIERS

## 1. CHOOSE ONE 900 CABINET

### System Tek Cabinets - Dimensions/Codes

Key	Description	Drawer/Cupboard Depths	Code	Price
A	Cupboard	1x 750mm	EUC18290651	<b>£316.42</b>
B	2 Drawer & Cupboard	2x 100mm, 1x 500mm	EUC18290653	<b>£570.04</b>
C	4 Drawer	1x150mm, 3x200mm	EUC1829065A	<b>£791.05</b>
D	5 Drawer	5x150mm	EUC1829065C	<b>£906.99</b>
E	5 Drawer	2x100mm, 2x150mm, 1x200mm	EUC18290655	<b>£886.46</b>
F	6 Drawer	4x 100mm, 1x 150mm, 1x 200mm	EUC1829065E	<b>£996.36</b>
G	7 Drawer	7x 100mm	EUC1829065V	<b>£1,084.52</b>



## 2. CHOOSE YOUR WORKTOP

### Worktop Options - Dimensions/Codes

Description	Size H.W.D.	Code	Price
Beech Top	27.1200.650	ESBEETOP1265	<b>£159.42</b>
Laminate Top	20.1200.650	ESLAMTOP1265	<b>£206.52</b>
Beech Top	27.1500.650	ESBEETOP1565	<b>£227.05</b>
Laminate Top	20.1500.650	ESLAMTOP1565	<b>£253.62</b>
Beech Top	27.1800.650	ESBEETOP1865	<b>£271.73</b>
Laminate Top	20.1800.650	ESLAMTOP1865	<b>£254.83</b>



### COLOUR OPTIONS

To select drawer colours please add letters to the end of the code.



## 3. CHOOSE YOUR ACCESSORIES

### Accessories - Dimensions/Codes

Description	Code	Price
760mm Rear Support Posts	BESP760SXXXX	<b>£88.90</b>
1180mm Rear Support Posts	BESP1180SXXXX	<b>£107.87</b>
Upper Shelf 300mm Solid Beech - 1200mm	BEUS1200BXXX	<b>£143.43</b>
Upper Shelf 300mm Solid Beech - 1500mm	BEUS1500BXXX	<b>£174.25</b>
Upper Shelf 300mm Solid Beech - 1800mm	BEUS1800BXXX	<b>£210.99</b>
Upper Shelf 300mm Laminate - 1200mm	BEUS1200PXXX	<b>£124.46</b>
Upper Shelf 300mm Laminate - 1500mm	BEUS1500PXXX	<b>£148.17</b>
Upper Shelf 300mm Laminate - 1800mm	BEUS1800PXXX	<b>£176.62</b>
Light/Tool Rail Support - 1200mm	BERS1200XLXX	<b>£93.64</b>
Light/Tool Rail Support - 1500mm	BERS1500XLXX	<b>£99.57</b>
Light/Tool Rail Support - 1800mm	BERS1800XLXX	<b>£103.13</b>
1200 Track (To Fit Tool Rail)	BETR1200XLXX	<b>£118.53</b>
1500 Track (To Fit Tool Rail)	BETR1500XLXX	<b>£136.31</b>
1800 Track (To Fit Tool Rail)	BETR1800XLXX	<b>£154.09</b>
Spring Tool Balance	BESPRBALXLXX	<b>POA</b>
3 Setting LED Light - 1200mm	BE3SETL1200X	<b>£72.31</b>
Louvred/Perforated Back Panel - 1200mm	BECP4812IXXX	<b>£170.69</b>
Louvred/Perforated Back Panel - 1500mm	BECP4815IXXX	<b>£187.28</b>
Louvred/Perforated Back Panel - 1800mm	BECP4818IXXX	<b>£208.62</b>
Louvred/Pin Back Panel - 1200mm	BELO4812IXXX	<b>£171.88</b>
Louvred/Pin Back Panel - 1500mm	BELO4815IXXX	<b>£187.28</b>
Louvred/Pin Back Panel - 1800mm	BELO4818IXXX	<b>£208.62</b>
Combi Back Panel - 1200mm	BECP4812I3XX	<b>£187.28</b>
Combi Back Panel - 1500mm	BECP4815I3XX	<b>£200.32</b>
Combi Back Panel - 1800mm	BECP4818I3XX	<b>£222.84</b>
Worktop Service Duct - 1200mm	BESDWT122XXX	<b>£143.43</b>
Worktop Service Duct - 1500mm	BESDWT15XXX	<b>£146.98</b>
Worktop Service Duct - 1800mm	BESDWT18XXX	<b>£154.09</b>
Post Fitted Service Duct - 1200mm	BESDSP12XXXX	<b>£157.65</b>
Post Fitted Service Duct - 1500mm	BESDSP15XXXX	<b>£164.76</b>
Post Fitted Service Duct - 1800mm	BESDSP18XXXX	<b>£175.43</b>
Support Leg & Modesty Panel - 1200mm	E2LEGMOD6560	<b>£106.28</b>
Support Leg & Modesty Panel - 1500mm	E2LEGMOD6515	<b>£106.28</b>
Support Leg & Modesty Panel - 1800mm	E2LEGMOD6518	<b>£106.28</b>





WORKBENCHES

**EUROSLIDE**

CUPBOARDS

LOCKERS

WORKSTATIONS

CYCLE PARKING

SMOKING SHELTERS

TRUCKS & TROLLEYS

CANTEEN FURNITURE

PALLETS

BARRIERS

WORKBENCHES

EUROSLIDE

CUPBOARDS

LOCKERS

WORKSTATIONS

CYCLE PARKING

SMOKING SHELTERS

TRUCKS & TROLLEYS


CANTEEN FURNITURE

PALLETS

BARRIERS







### 1. CHOOSE YOUR TROLLEY


System Flow Trolley - Basic Frame

Description	Size H.W.D.	Code	Price
With Castors	1230.680.260	RTSYF1268M*X	£356.27
With Castors	1230.1000.260	RTSYF1210M*X	£385.26
Without Castors	1090.680.260	RTSYF1268U*X	£298.30
Without Castors	1090.1000.260	RTSYF1210U*X	£327.29

### 2. CHOOSE YOUR PANELS

Panels & Shelves - Dimensions/Codes

Description	Size H.W.D.	Code	Price
Perforated Panel (To suit 1230.680 Trolley)	910.630.60	RTPERF12*XX	£82.12
Perforated Panel (To suit 1230.1000 Trolley)	910.930.60	RTPERF16*XX	£88.16
Louvred Panel (To suit 1230.680 Trolley)	910.630.60	RTLVR12*XX	£85.75
Louvred Panel (To suit 1230.1000 Trolley)	910.930.60	RTLVR16*XX	£92.99




Clip Kits available on page 81, Plastic Containers available on page 48.



### COLOUR OPTIONS

To select panel colours please add corresponding letters to the end of the code.



WORKBENCHES

EUROSLIDE

CUPBOARDS

LOCKERS

WORKSTATIONS

CYCLE PARKING

SMOKING SHELTERS

TRUCKS & TROLLEYS

CANTEEN FURNITURE

PALLETS

BARRIERS



WORKBENCHES

EUROSLIDE

CUPBOARDS

LOCKERS

WORKSTATIONS

CYCLE PARKING


SMOKING SHELTERS

TRUCKS & TROLLEYS

CANTEEN FURNITURE

PALLETS

BARRIERS



1. CHOOSE YOUR TROLLEY


System Flow Trolley - Basic Frame

Description	Size H.W.D.	Code	Price
With Castors	1650.680.260	RTSYF1668M*X	£391.30
With Castors	1650.1000.260	RTSYF1610M*X	£449.27
Without Castors	1520.680.260	RTSYF1668U*X	£333.33
Without Castors	1520.1000.260	RTSYF1610U*X	£391.30

2. CHOOSE YOUR PANELS/SHELVES

Panels & Shelves - Dimensions/Codes

Description	Size H.W.D.	Code	Price
Perforated Panel (To suit 1230.680 Trolley)	910.630.60	RTPERF12*XX	£82.12
Perforated Panel (To suit 1230.1000 Trolley)	910.930.60	RTPERF16*XX	£88.16
Louvred Panel (To suit 1230.680 Trolley)	910.630.60	RTLOVR12*XX	£85.75
Louvred Panel (To suit 1230.1000 Trolley)	910.930.60	RTLOVR16*XX	£92.99
Shelf	20.600.350	RTSHLU80LXX	£39.85
Shelf	20.900.350	RTSHLU10LXX	£48.31



Clip Kits available on page 81, Plastic Containers available on page 48 .



COLOUR OPTIONS

To select panel colours please add corresponding letters to the end of the code.



### TOOL TROLLEY

Designed to provide high capacity storage especially suitable for hand tools. Pegboard panels are used with steel accessories and suited for easily accessible tool storage.

- Quick and easy identification of storage position or missing tools.
- 2 x 75mm Nylon swivel castors and 2 x 75 Nylon swivel castors with brakes.
- Made from 60 x 40 x 1.5mm ERW tube.
- Channel made from 1.5mm mild steel.
- Pegboard back panel made from 1.2mm mild steel.
- Pegboard available 500mm and 750mm wide.
- Adjustable bin rails made from 50 x 25 x 1.5 mild steel.

### 1. CHOOSE YOUR TROLLEY

#### Tool Panel Trolleys - Dimensions/Codes

Description	Size H.W.D.	Code	Price
Pegboard Width 500mm	1600.580.660	RTTP165866LX	£707.72
Pegboard Width 750mm	1600.830.660	RTTP168366LX	£758.44

### 2. CHOOSE YOUR ACCESSORIES

#### Adjustable Bin Rails - Dimensions/Codes

Width	Code	Price
500	RTSPADBINR5X	£54.35
750	RTSPADBINR7X	£59.18




#### Clip Mix 53

Image	Description	Code	Price
	10x Single Hook (Length 30mm), 2x Single Hook (Length 60mm), 1x Single Hook (Length 90mm), 1x Double Hook (Length 30mm), 1x Double Hook (Length 60mm), 6x Single Angled Hook (Length 25mm), 3x Single Angled Hook (Length 50mm), 2x Hammer Holder (Length 40mm), 1x Hammer Holder (Length 50mm), 2x Pliers Holder (Length 17mm), 1x Pliers Holder (Length 20mm), 4x Spring Clip (Diameter 12mm), 4x Spring Clip (Diameter 18mm), 4x Spring Clip (Diameter 24mm), 6x Pipe Holder (Diameter 30mm), 1x Pipe Holder (Diameter 50mm), 2x Power Drill Holder, 1x Spanner Holder, 1x Drill Bit Holder	RTCLIPMIX53X	£129.20

#### Clip Mix 84

Image	Description	Code	Price
	18x Single Hook (Length 30mm), 2x Single Hook (Length 60mm), 1x Single Hook (Length 90mm), 2x Double Hook (Length 30mm), 2x Double Hook (Length 60mm), 12x Single Angled Hook (Length 25mm), 3x Single Hook (Length 50mm), 2x Single Angled Hook (Length 75mm), 2x Hammer Holder (Length 40mm), 2x Hammer Holder (Length 50mm), 4x Pliers Holder (Length 17mm), 2x Pliers Holder (Length 20mm), 6x Spring Clip (Diameter 12mm), 6x Spring Clip (Diameter 18mm), 6x Spring Clip (Diameter 24mm), 8x Pipe Holder (Diameter 30mm), 1x Pipe Holder (Diameter 50mm), 1x Box, 2x Power Drill Holder, 1x Spanner Holder, 1x Drill Bit Holder	RTCLIPMIX84X	£202.69

Tool Panel Trolley shown with tool clips, sold separately.



FROM  
£707.72

WORKBENCHES

EUROSLIDE

CUPBOARDS

LOCKERS

WORKSTATIONS

CYCLE PARKING

SMOKING SHELTERS

TRUCKS & TROLLEYS

CANTEEN FURNITURE

PALLETS

BARRIERS



WORKBENCHES

EUROSLIDE

CUPBOARDS

LOCKERS

WORKSTATIONS

CYCLE PARKING

SMOKING SHELTERS

TRUCKS & TROLLEYS

CANTEEN FURNITURE

PALLETS

BARRIERS







FROM  
**£780.18**

IT Trolley comes with Keyboard Shelf, Top Shelf and Monitor Holder as standard.



### IT TROLLEY

Designed to provide an all-in-one storage solution for workplace IT equipment. The design integrates a sliding drawer for keyboard storage and a V.D.U mount bracket to hold a monitor. The lower half of the IT trolley provides tool storage and a large lockable drawer.

- Keyboard shelf made from 1.2 mild steel on telescopic slides.
- V.D.U mount bracket to support monitor.
- 2 x 75mm Nylon swivel castors and 2 x 75mm Nylon swivel castors with brakes.
- Made from 60 x 40 x 1.5mm ERW tube.
- Shelves and channels made from 1.5mm mild steel.
- Holes are supplied on the outside of both vertical frames to enable the trolley to carry a 400mm service duct if required.
- Additional base tray and service ducts sold separately.

### 1. CHOOSE YOUR TROLLEY

IT Trolley - Dimensions/Codes			
Description	Size H.W.D.	Code	Price
IT Trolley (Fitted with Keyboard Shelf, Top Shelf and Monitor Holder)	1850.580.660	RTIT185866LX	<b>£780.18</b>

### 2. CHOOSE YOUR ACCESSORIES

IT Trolley Accessories - Dimensions/Codes			
Description	Size H.W.D.	Code	Price
Service Duct	400mm Length	RTITSERV400X	<b>£166.66</b>
Monitor Holder	300mm High	RTITMONHOLDX	<b>£51.93</b>
Keyboard Shelf	500mm Width	RTITKEYB500X	<b>£189.61</b>
Shelf	500mm Width	RTITSHELF500	<b>£88.16</b>
Drawer Unit	220.420.420	RTITDRW4242	<b>£202.90</b>
Base Tray	500.500	RTITBASE500X	<b>£82.12</b>



Plastic Open Fronted Containers available on page 48.

### COLOUR OPTIONS

To select drawer colours please add letters to the end of the code.



WORKBENCHES

EUROSLIDE

CUPBOARDS

LOCKERS

WORKSTATIONS

CYCLE PARKING

SMOKING SHELTERS

TRUCKS & TROLLEYS

CANTEEN FURNITURE

PALLETS

BARRIERS

WORKBENCHES

EUROSLIDE

CUPBOARDS

LOCKERS

WORKSTATIONS

CYCLE PARKING

SMOKING SHELTERS

TRUCKS & TROLLEYS

CANTEEN FURNITURE

PALLETS

BARRIERS



FROM  
£707.72

SHELF & PANEL TROLLEYS

- 2 x 75mm Nylon swivel castors and 2 x75mm Nylon swivel castors with brakes.
- Made from 60mm x 40mm x 1.5mm ERW tube.
- Channel made from 1.5mm mild steel.
- Magnetic back panel made from 1.2mm mild steel, available 500mm and 750mm wide.
- Adjustable bin rails made from 50mm x 25mm x 1.5mm mild steel.
- Shelves are adjustable and can be positioned either flat or at an angle.



Shelf & Panel Trolley shown with Adjustable Bin Rails, Plastic Containers and Extra Shelves, sold separately.

1. CHOOSE YOUR TROLLEY

Shelf & Panel Trolleys - Dimensions/Codes

Description	Size H.W.D.	Code	Price
Magnetic Panel Width 500mm	1600.580.660	RTSP165866LX	£707.72
Magnetic Panel Width 750mm	1600.830.660	RTSP168366LX	£722.21

2. CHOOSE YOUR ACCESSORIES

Accessories - Dimensions/Codes

Description	Size H.W.D.	Code	Price
Adjustable Bin Rails	500mm Width	RTSPADBINR5X	£54.35
Adjustable Bin Rails	750mm Width	RTSPADBINR7X	£59.18
Extra Shelf	500mm Width	RTEXSHELF50X	£96.62
Extra Shelf	750mm Width	RTEXSHELF75X	£112.32



### TILTING SHELF TROLLEY

- 2 x 75mm Nylon swivel castors and 2 x 75mm Nylon swivel castors with brakes.
- Made from 60mm x 40mm x 1.5mm ERW tube.
- Shelves and channels made from 1.5mm mild steel.
- Shelves are able to be tilted towards the front with the use of a quick release lever. Shelves supplied 500mm x 500mm or 750mm x 500mm.
- Holes are supplied on the outside of both vertical frames to enable the trolley to carry a 400mm service duct if required.
- Additional shelves can be positioned at increments of 100mm.
- Additional base tray and service ducts sold separately.



Tilting Shelf Trolley shown with accessories, sold separately.



Plastic Open Fronted Containers available on page 48.



FROM  
£714.96

### 1. CHOOSE YOUR TROLLEY

Tilting Shelf Trolleys - Dimensions/Codes			
Description	Size H.W.D.	Code	Price
Tilting Shelf Trolley	1450.580.660	RTIL145866LX	£714.96
Tilting Shelf Trolley	1450.830.660	RTIL148366LX	£743.95

### 2. CHOOSE YOUR ACCESSORIES

Accessories - Dimensions/Codes			
Description	Size H.W.D.	Code	Price
Service Duct	400mm Length	RTILSERV400X	£166.66
Adjustable Shelf	500mm Width	RTILADSHELF5	£157.00
Adjustable Shelf	750mm Width	RTILADSHELF7	£172.70
Base Tray	500mm Width	RTILBASE500X	£82.12
Base Tray	750mm Width	RTILBASE750X	£86.96
Extra Shelf	500mm Width	RTITSHELF500	£88.16
Extra Shelf	750mm Width	RTITSHELF750	£103.86

WORKBENCHES

EUROSLIDE

CUPBOARDS

LOCKERS

WORKSTATIONS

CYCLE PARKING

SMOKING SHELTERS

TRUCKS & TROLLEYS

CANTEEN FURNITURE

PALLETS

BARRIERS



**£461.35** FROM

- Euroslide trolleys are available with a range of worktop options including Beech, Laminate, Steel and Sloping Top.
- Fitted with 2 fixed and 2 swivel braked, 5 inch blue resilex castors.
- Load capacity of 100kg per drawer.
- Cupboard doors are fitted with perforated panel to fit tool clips.
- Full width, full expansion precision ball race slides with safety anti-tilt feature.
- All trolleys have a width of 1270mm and a height of 960mm.

**EUROSLIDE**



**Euroslide Trolley - Kit 1**

Description	Size H.W.D.	Code	Price
Steel Top with Shelf	960.1270.675	ESTRKIT1CSXL	<b>£461.35</b>



**Euroslide Trolley - Kit 2**

Description	Size H.W.D.	Code	Price
Sloping Top with Shelf	960.1270.675	ESTRKIT15TXL	<b>£527.77</b>



**Euroslide Trolley - Kit 3**

Description	Size H.W.D.	Code	Price
Laminate Top with Shelf	960.1270.675	ESTRKIT16PXL	<b>£637.67</b>



**Euroslide Trolley - Kit 4**

Description	Size H.W.D.	Code	Price
Beech Top with Shelf	960.1270.675	ESTRKIT2CBXL	<b>£589.36</b>



Euroslide Trolley - Kit 5

Description	Size H.W.D.	Code	Price
Steel Top with Cupboard	960.1270.675	ESTRKIT3CSX	£625.59



Euroslide Trolley - Kit 6

Description	Size H.W.D.	Code	Price
Laminate Top with 2 Drawers & Cupboard	960.1270.675	ESTRKIT4CPX	£1,071.24



Euroslide Trolley - Kit 7

Description	Size H.W.D.	Code	Price
Steel Top with 3 Drawers	960.1270.675	ESTRKIT17CT	£1,015.68



Euroslide Trolley - Kit 8

Description	Size H.W.D.	Code	Price
Laminate Top with 4 Drawers	960.1270.675	ESTRKIT18CP	£1,286.21



Euroslide Trolley - Kit 9

Description	Size H.W.D.	Code	Price
Sloping Top with 4 Drawers	960.1270.675	ESTRKIT5CTX	£1,178.72



Euroslide Trolley - Kit 10

Description	Size H.W.D.	Code	Price
Beech Top with 5 Drawers	960.1270.675	ESTRKIT6CBX	£1,333.31

COLOUR OPTIONS

To select drawer & door colours please add corresponding letters to the end of the code.



WORKBENCHES

EUROSLIDE

CUPBOARDS

LOCKERS

WORKSTATIONS

CYCLE PARKING

SMOKING SHELTERS

TRUCKS & TROLLEYS

CANTEEN FURNITURE

PALLETS

BARRIERS

WORKBENCHES

EUROSLIDE

CUPBOARDS

LOCKERS

WORKSTATIONS

CYCLE PARKING

SMOKING SHELTERS

TRUCKS & TROLLEYS

CANTEEN FURNITURE

PALLETS

BARRIERS



Euroslide Trolley - Kit 11

Description	Size H.W.D.	Code	Price
Steel Top with Cupboard	960.1270.675	ESTRKIT7CSX	£705.30



Euroslide Trolley - Kit 12

Description	Size H.W.D.	Code	Price
Laminate Top with 2 Drawers & Cupboard	960.1270.675	ESTRKIT8CPX	£1,120.75



Euroslide Trolley - Kit 13

Description	Size H.W.D.	Code	Price
Steel Top with 3 Drawers	960.1270.675	ESTRKIT20CS	£1,044.67



Euroslide Trolley - Kit 14

Description	Size H.W.D.	Code	Price
Laminate Top with 4 Drawers	960.1270.675	ESTRKIT21CP	£1,316.40



Euroslide Trolley - Kit 15

Description	Size H.W.D.	Code	Price
Sloping Top with 4 Drawers	960.1270.675	ESTRKIT9CTX	£1,208.92



Euroslide Trolley - Kit 16

Description	Size H.W.D.	Code	Price
Beech Top with 5 Drawers	960.1270.675	ESTRKIT10CB	£1,363.50

COLOUR OPTIONS

To select drawer & door colours please add corresponding letters to the end of the code.







Euroslide Trolley - Kit 17

Description	Size H.W.D.	Code	Price
Steel Top & Cupboards	960.1270.675	ESTRKIT11CS	£833.32



Euroslide Trolley - Kit 18

Description	Size H.W.D.	Code	Price
Laminate Top with 4 Drawers & 2 Cupboards	960.1270.675	ESTRKIT12CPX	£1,545.87



Euroslide Trolley - Kit 19

Description	Size H.W.D.	Code	Price
Steel Top with 6 Drawers	960.1270.675	ESTRKIT22CS	£1,611.09



Euroslide Trolley - Kit 20

Description	Size H.W.D.	Code	Price
Laminate Top with 8 Drawers	960.1270.675	ESTRKIT23CP	£1,978.23



Euroslide Trolley - Kit 21

Description	Size H.W.D.	Code	Price
Sloping Top with 8 Drawers	960.1270.675	ESTRKIT13CT	£1,871.95



Euroslide Trolley - Kit 22

Description	Size H.W.D.	Code	Price
Beech Top with 10 Drawers	960.1270.675	ESTRKIT14CB	£2,119.53

COLOUR OPTIONS

To select drawer & door colours please add corresponding letters to the end of the code.



WORKBENCHES

EUROSLIDE

CUPBOARDS

LOCKERS

WORKSTATIONS

CYCLE PARKING

SMOKING SHELTERS

TRUCKS & TROLLEYS

CANTEEN FURNITURE

PALLETS

BARRIERS



- Heavy duty bench suitable for heavy duty applications such as engineering and manufacturing.
- All steel construction.
- Beech and Laminate worktop options available.
- Workbenches are available in 1200mm, 1500mm and 1800mm widths.
- Full width, full extension precision ball race slides with anti-tilt feature.
- Central locking for extra security.
- Load capacity of 100kg per drawer.
- Cupboard doors are fitted with interior perforated panel to fit tool clips.
- A range of drawer divider kits and extra shelves are available.
- Full range of above bench accessories are available.

**£539.85** FROM



Beech Worktop



Laminate Worktop

## COLOUR OPTIONS

To select drawer & door colours please add corresponding letters to the end of the code.



Bench Dimensions	Beech Top		Laminate Top	
Size H.W.D.	Beech Top Code	Price	Laminate Top Code	Price
920.1200.750	BE921275BLXX	£539.85	BE921275PLXX	£566.42
920.1200.900	BE921290BLXX	£592.99	BE921290PLXX	£624.39
920.1500.750	BE921575BLXX	£687.19	BE921575PLXX	£693.23
920.1500.900	BE921590BLXX	£752.40	BE921590PLXX	£780.18
920.1800.750	BE921875BLXX	£754.82	BE921875PLXX	£710.13
920.1800.900	BE921890BLXX	£835.74	BE921890PLXX	£946.84

## 600 WORKBENCH CABINETS


(600 Cabinet Size - H.825 W.600 D.650)



Key	Description	Drawer/Cupboard Depths	Code	Price
A	Single Cupboard	1x 750mm	EUC18260651	£243.96
B	2 Drawer & Cupboard	2x 100mm, 1x 500mm	EUC18260652	£512.07
C	4 Drawer	1x 150mm, 3x 200mm	EUC1826065A	£762.07
D	5 Drawer	5x 150mm	EUC1826065C	£862.30
E	5 Drawer	2x 100mm, 2x 150mm, 1x 200mm	EUC1826065S	£846.60
F	6 Drawer	4x 100mm, 1x 150mm, 1x 200mm	EUC1826065E	£952.88
G	7 Drawer	7x 100mm	EUC1826065V	£1,035.01
H	2 Drawer	2x 100mm	EUC276065DS	£378.01

## 900 WORKBENCH CABINETS


(900 Cabinet Size - H.825 W.900 D.650)



Key	Description	Drawer/Cupboard Depths	Code	Price
A	Double Cupboard	1x 750mm	EUC18290651	£316.42
B	2 Drawer & Cupboard	2x 100mm, 1x 500mm	EUC18290653	£570.04
C	4 Drawer	1x150mm, 3x200mm	EUC1829065A	£791.05
D	5 Drawer	5x150mm	EUC1829065C	£906.99
E	5 Drawer (2x100mm)	2x100mm, 2x150mm, 1x200mm	EUC1829065S	£886.46
F	6 Drawer	4x 100mm, 1x 150mm, 1x 200mm	EUC1829065E	£996.36
G	7 Drawer	7x 100mm	EUC1829065V	£1,084.52

Key	Description	Code	Price
A	760mm Rear Support Posts	BESP760SXXXX	£88.90
A	1180mm Rear Support Posts	BESP1180XXXX	£107.87
B	Upper Shelf 300mm Solid Beech - 1200mm	BEUS1200BXXX	£143.43
B	Upper Shelf 300mm Solid Beech - 1500mm	BEUS1500BXXX	£174.25
B	Upper Shelf 300mm Solid Beech - 1800mm	BEUS1800BXXX	£210.99
B	Upper Shelf 300mm Laminate - 1200mm	BEUS1200PXXX	£124.46
B	Upper Shelf 300mm Laminate - 1500mm	BEUS1500PXXX	£148.17
B	Upper Shelf 300mm Laminate - 1800mm	BEUS1800PXXX	£176.62
C	Light/Tool Rail Support - 1200mm	BERS1200XLXX	£93.64
C	Light/Tool Rail Support - 1500mm	BERS1500XLXX	£99.57
C	Light/Tool Rail Support - 1800mm	BERS1800XLXX	£103.13
D	3 Setting LED Light - 1200mm	BE3SETL1200X	£72.31
E	Combi Back Panel - 1200mm	BECP4812I3XX	£187.28
E	Combi Back Panel - 1500mm	BECP4815I3XX	£200.32
E	Combi Back Panel - 1800mm	BECP4818I3XX	£222.84
F	Worktop Service Duct - 1200mm	BESDWT122XXX	£143.43
F	Worktop Service Duct - 1500mm	BESDWT15XXXX	£146.98
F	Worktop Service Duct - 1800mm	BESDWT18XXXX	£154.09
G	Post Fitted Service Duct - 1200mm	BESDSP12XXXX	£157.65
G	Post Fitted Service Duct - 1500mm	BESDSP15XXXX	£164.76
G	Post Fitted Service Duct - 1800mm	BESDSP18XXXX	£175.43

## ABOVE BENCH ACCESSORIES



WORKBENCHES

EUROSLIDE

CUPBOARDS

LOCKERS

WORKSTATIONS

CYCLE PARKING

SMOKING SHELTERS

TRUCKS & TROLLEYS

CANTEEN FURNITURE

PALLETS

BARRIERS





**EUROSLIDE**


**£539.85** FROM

**1200KG**

SWL EVENLY DISTRIBUTED

Euroslide Superbench shown with optional accessories.

- High quality workbench, fully welded for extra strength.
- Tough Light Grey powder coated finish.
- Various worktop surfaces including Beech, Laminate, Linoleum and steel top.
- A range of drawer divider kits and extra shelves are available.
- Fully welded framework, 50mm x 50mm and 50mm x 25mm section.
- Above bench accessories are also available.



Beech Worktop



Laminate Worktop



Linoleum Worktop



Steel Worktop

Bench Dimensions	Beech Top		Laminate Top		Linoleum Top		Steel Top	
Size H.W.D.	Beech Top Code	Price	Laminate Top Code	Price	Linoleum Top Code	Price	Steel Top Code	Price
840.1200.750	BSE841275BLX	<b>£539.85</b>	BSE841275PLX	<b>£566.42</b>	BSE841275SLX	<b>£566.42</b>	BSE841275SLX	<b>£542.26</b>
840.1200.900	BSE841290BLX	<b>£591.78</b>	BSE841290PLX	<b>£625.59</b>	BSE841290SLX	<b>£625.59</b>	BSE841290SLX	<b>£601.44</b>
840.1500.750	BSE841575BLX	<b>£687.19</b>	BSE841575PLX	<b>£693.23</b>	BSE841575SLX	<b>£693.23</b>	BSE841575SLX	<b>£671.49</b>
840.1500.900	BSE841590BLX	<b>£752.40</b>	BSE841590PLX	<b>£780.18</b>	BSE841590SLX	<b>£780.18</b>	BSE841590SLX	<b>£684.77</b>
840.1800.750	BSE841875BLX	<b>£754.82</b>	BSE841875PLX	<b>£781.39</b>	BSE841875SLX	<b>£781.39</b>	BSE841875SLX	<b>£721.00</b>
840.1800.900	BSE841890BLX	<b>£835.74</b>	BSE841890PLX	<b>£946.84</b>	BSE841890SLX	<b>£946.84</b>	BSE841890SLX	<b>£749.99</b>

## 600 SUPERBENCH CABINETS

(600 Cabinet Size - H.620 W.600 D.650)



### 600 Superbench Cabinets - H.620 W.600 D.650


Key	Description	Drawer/Cupboard Depths	Model	Price
A	Single Cupboard	1x 550mm	EUC6760651	£206.52
B	2 Drawer & Cupboard	2x 100mm, 1x 300mm	EUC6760652	£474.63
C	3 Drawer	1x 150mm, 2x 200mm	EUC6760653	£595.40
D	4 Drawer	1x 100mm, 3x 150mm	EUC676065A	£690.81
E	4 Drawer	2x 100mm, 1x 150mm, 1x 200mm	EUC6760654	£692.02
F	5 Drawer	4x 100mm, 1x 150mm	EUC676065C	£785.01
G	2 Drawer	2x 100mm	EUC276065DS	£378.01

### Above Bench - Accessories

Key	Description	Model	Price
A	760mm Rear Support Posts	BESP760SXXXX	£88.90
A	1180mm Rear Support Posts	BESP1180XXXX	£107.87
B	Upper Shelf 300mm Solid Beech - 1200mm	BEUS1200BXXX	£143.43
B	Upper Shelf 300mm Solid Beech - 1500mm	BEUS1500BXXX	£174.25
B	Upper Shelf 300mm Solid Beech - 1800mm	BEUS1800BXXX	£210.99
B	Upper Shelf 300mm Laminate - 1200mm	BEUS1200PXXX	£124.46
B	Upper Shelf 300mm Laminate - 1500mm	BEUS1500PXXX	£148.17
B	Upper Shelf 300mm Laminate - 1800mm	BEUS1800PXXX	£176.62
C	Light/Tool Rail Support - 1200mm	BERS1200XLXX	£93.64
C	Light/Tool Rail Support - 1500mm	BERS1500XLXX	£99.57
C	Light/Tool Rail Support - 1800mm	BERS1800XLXX	£103.13
D	3 Setting LED Light - 1200mm	BE3SETL1200X	£72.31
E	Combi Back Panel - 1200mm	BECP4812I3XX	£187.28
E	Combi Back Panel - 1500mm	BECP4815I3XX	£200.32
E	Combi Back Panel - 1800mm	BECP4818I3XX	£222.84
F	Worktop Service Duct - 1200mm	BESDWT122XXX	£143.43
F	Worktop Service Duct - 1500mm	BESDWT15XXXX	£146.98
F	Worktop Service Duct - 1800mm	BESDWT18XXXX	£154.09
G	Post Fitted Service Duct - 1200mm	BESDSP12XXXX	£157.65
G	Post Fitted Service Duct - 1500mm	BESDSP15XXXX	£164.76
G	Post Fitted Service Duct - 1800mm	BESDSP18XXXX	£175.43

## 900 SUPERBENCH CABINETS

(900 Cabinet Size - H.620 W.900 D.650)




### COLOUR OPTIONS

To select drawer colours please add letters to the end of the code.



### 900 Superbench Cabinets - H.620 W.900 D.650

Key	Description	Drawer/Cupboard Depths	Model	Price
A	Double Cupboard	1x 550mm	EUC6790651	£285.02
B	2 Drawer & Cupboard	2x 100mm, 1x 300mm	EUC6790652	£525.35
C	3 Drawer	1x150mm, 2x200mm	EUC6790653	£625.59
D	4 Drawer	1x100mm, 3x 150mm	EUC679065A	£721.00
E	4 Drawer	2x100mm, 1x150mm, 1x200mm	EUC6790655	£722.21
F	5 Drawer	4x 100mm, 1x 150mm	EUC679065C	£815.20



WORKBENCHES

EUROSLIDE

CUPBOARDS

LOCKERS

WORKSTATIONS

CYCLE PARKING


SMOKING SHELTERS

TRUCKS & TROLLEYS

CANTEEN FURNITURE

PALLETS

BARRIERS



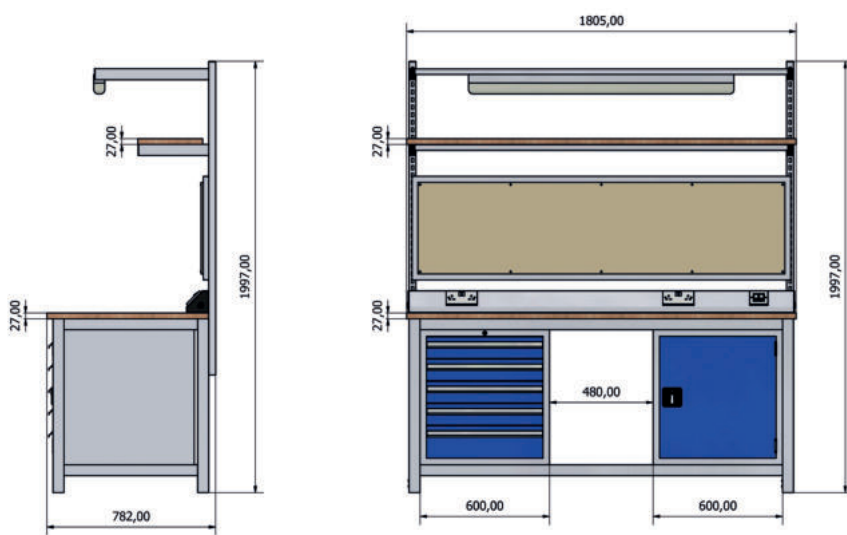

Euroslide cabinets shown in use at Eurotech Racings state of the art workshop.

Over the course of many years QMP has worked closely with the trade to offer support with the design and installation of workshop projects. QMP can offer a full design service which includes site visits from our sales reps and production team, planning and measurement of workshop areas and production of CAD drawings and rendered images.

## DO YOU REQUIRE ASSISTANCE WITH A WORKSHOP FIT OUT?

You can discuss your project requirements and arrange a site visit by speaking to a member of our sales team on:

**01384 899800** or e-mail [sales@qmp.uk.com](mailto:sales@qmp.uk.com)



Examples of rendered drawings and CAD drawings produced by our in house design team.



# CUPBOARDS

- 96** Hazardous Substance Cupboards
- 98** CoSHH Cupboards
- 100** Acid/Alkali Cupboards
- 101** Pesticide & Agrochemical Cupboards
- 102** Pesticide & Agrochemical Security Cupboards
- 102** Acid/Alkali Security Cupboards
- 103** Hazardous Security Cupboards
- 103** CoSHH Security Cupboards
- 104** Petroleum & Flammable Liquid Cupboards
- 105** Flammable Liquid Cupboards
- 106** Vision Door Cupboards
- 107** Perforated Cupboards
- 108** Modular Cupboards
- 109** Workplace Cupboards
- 110** Clothing & Utility Cupboards
- 111** Container Storage Cupboards
- 112** Perforated Tool Cupboards
- 113** Multi-Storage Cupboards
- 114** First Aid Security Cupboards
- 115** First Aid Cupboards
- 116** PPE Cupboards
- 117** Security Cupboards
- 118** Stainless Steel Cupboards



WORKBENCHES

EUROSLIDE

CUPBOARDS

LOCKERS

WORKSTATIONS

CYCLE PARKING

SMOKING SHELTERS

TRUCKS &amp; TROLLEYS

CANTEEN FURNITURE

PALLETES

BARRIERS

## FLOOR CUPBOARDS



CZ909046ZYXX



CZ703530ZYXX



CZ189046ZYXX

### Floor Cupboards - Dimensions/Codes

Size H.W.D.	Galvanised Shelves	Code	Price	Extra Shelves	Code	Price
1800.1200.460	3	<b>CZ181246ZYXX</b>	<b>£508.51</b>	W.1200 x D.460	<b>CUPDSHLF1246</b>	<b>£52.16</b>
1800.900.460	3	<b>CZ189046ZYXX</b>	<b>£431.47</b>	W.900 x D.460	<b>CUPDSHLF9046</b>	<b>£45.04</b>
1200.900.460	2	<b>CZ129046ZYXX</b>	<b>£366.27</b>	W.900 x D.460	<b>CUPDSHLF9046</b>	<b>£45.04</b>
900.900.460	1	<b>CZ909046ZYXX</b>	<b>£290.41</b>	W.900 x D.460	<b>CUPDSHLF9046</b>	<b>£45.04</b>
900.460.460	1	<b>CZ904646ZYXX</b>	<b>£226.40</b>	W.460 x D.460	<b>CUPDSHLF4646</b>	<b>£34.38</b>
700.900.460	1	<b>CZ709046ZYXX</b>	<b>£265.52</b>	W.900 x D.460	<b>CUPDSHLF9046</b>	<b>£45.04</b>
700.350.300	1	<b>CZ703530ZYXX</b>	<b>£192.03</b>	W.350 x D.300	<b>CUPDSHLF3530</b>	<b>£28.45</b>

## MOBILE CUPBOARDS



### Mobile Cupboards - Dimensions/Codes

Size H.W.D.	Shelves	Code	Price
1040.900.460	1	<b>CZ109046MYXX</b>	<b>£461.10</b>
840.900.460	1	<b>CZ849046MYXX</b>	<b>£423.17</b>

## FLOOR CHESTS



### Floor Chests - Dimensions/Codes

Size H.W.D.	Code	Price
610.1170.460	<b>CZ611146ZYXX</b>	<b>£490.73</b>
510.610.340	<b>CZ516134ZYXX</b>	<b>£312.93</b>

## WALL CUPBOARDS



### Wall Cupboards - Dimensions/Codes

Size H.W.D.	Shelves	Code	Price
570.850.255	1	<b>CZ855725ZYXX</b>	<b>£251.29</b>

## STANDS



### Stands - Dimensions/Codes

Size H.W.D.	Code	Price
543.900.460	<b>CZ5T9046ZYXX</b>	<b>£116.16</b>
543.460.460	<b>CZ5T4646ZYXX</b>	<b>£103.13</b>
543.350.300	<b>CZ5T3530ZYXX</b>	<b>£99.57</b>

FROM  
**£192.03**



**5 DAY  
DELIVERY**

**BEST SELLER**

It is vital that employers and employees comply with the control of hazardous substances in all working environments. This range of cupboards and cabinets enables the separate storage and transportation of hazardous substances as demanded by the CoSHH regulations.

- “No snag” handles with 2-point locking.
- Adjustable spill-retaining galvanised shelves for superior spill management\*.
- Integral liquid-tight sump encourages the correct handling of spills through the use of absorbents\*.
- Wall cupboards are pre-drilled for mounting (fixings not included).
- Floor chests have a welded integrated sump, angled lid to discourage article placement and a hasp and staple lock - padlock not supplied.
- New regulation labels enclosed to be fitted by customer to suit regulations.
- Stands raise cupboards by 543mm with an adjustable foot for uneven surfaces.
- Order quantities may apply, please speak to the sales team.
- Powder coated with Germ Guard Active Technology Anti -Bacterial Paint.
- Reaction to Fire Classification EN 13501-1.
- Cupboard shelves have a UDL of 50kg.

\*Except wall mounted cupboards.



WORKBENCHES

EUROSLIDE

CUPBOARDS

LOCKERS

WORKSTATIONS

CYCLE PARKING

SMOKING SHELTERS

TRUCKS &amp; TROLLEYS

CANTEEN FURNITURE

PALLET

BARRIERS



## FLOOR CUPBOARDS



CZ709046ZKXX



CZ703530ZKXX



CZ189046ZKXX

## Floor Cupboards - Dimensions/Codes

Size H.W.D.	Shelves	Galvanised Code	Price	Extra Shelves	Code	Price
1800.1200.460	3	CZ181246ZKXX	£508.51	W.1200 x D.460	CUPDShLF1246	£52.16
1800.900.460	3	CZ189046ZKXX	£431.47	W.900 x D.460	CUPDShLF9046	£45.04
1200.900.460	2	CZ129046ZKXX	£366.27	W.900 x D.460	CUPDShLF9046	£45.04
900.900.460	1	CZ909046ZKXX	£290.41	W.900 x D.460	CUPDShLF9046	£45.04
900.460.460	1	CZ904646ZKXX	£226.40	W.460 x D.460	CUPDShLF4646	£34.38
700.900.460	1	CZ709046ZKXX	£265.52	W.900 x D.460	CUPDShLF9046	£45.04
700.350.300	1	CZ703530ZKXX	£192.03	W.350 x D.300	CUPDShLF3530	£28.45

## MOBILE CUPBOARDS



## Mobile Cupboards - Dimensions/Codes

Size H.W.D.	Shelves	Code	Price
1040.900.460	1	CZ109046MKXX	£461.10
840.900.460	1	CZ849046MKXX	£423.17

## FLOOR CHESTS



## Floor Chests - Dimensions/Codes

Size H.W.D.	Code	Price
610.1170.460	CZ611146ZKXX	£490.73
510.610.340	CZ516134ZKXX	£312.93

## WALL CUPBOARDS



## Wall Cupboards - Dimensions/Codes

Size H.W.D.	Shelves	Code	Price
570.850.255	1	CZ855725ZKXX	£251.29

## STANDS



## Stands - Dimensions/Codes

Size H.W.D.	Code	Price
543.900.460	CZST9046ZKXX	£116.16
543.460.460	CZST4646ZKXX	£103.13
543.350.300	CZST3530ZKXX	£99.57

**£192.03** FROM



It is vital that employers and employees comply with the control of hazardous substances in all working environments. This range of cupboards and cabinets enables the separate storage and transportation of hazardous substances as demanded by the CoSHH regulations.

- “No snag” handles with 2-point locking.
- Adjustable spill-retaining galvanised shelves for superior spill management\*.
- New regulation labels enclosed to be fitted by customers to suit regulations.
- Integral liquid-tight sump encourages the correct handling of spills through the use of absorbents\*.
- Wall cupboards are pre-drilled for mounting (fixings not included).
- Floor chests have a welded integrated sump, angled lid to discourage article placement and a hasp and staple lock - padlock not supplied.
- Stands raise cupboards by 543mm with an adjustable foot for uneven surfaces.
- Order quantities may apply, please speak to the sales team.
- Powder coated with Germ Guard Active Technology Anti -Bacterial Paint.
- Reaction to Fire Classification EN 13501-1.
- Cupboard shelves have a UDL of 50kg.

\*Except wall mounted cupboards.



WORKBENCHES

EUROSLIDE

CUPBOARDS

LOCKERS

WORKSTATIONS

CYCLE PARKING

SMOKING SHELTERS

TRUCKS & TROLLEYS

CANTEEN FURNITURE

PALLETS

BARRIERS

**£208.62** FROM

Liquid Tight Sump Included

Use of caustic materials in the workplace can present many hazards, particularly if acids and alkalis are stored incorrectly or with other chemicals. These storage cabinets enable safe and identifiable storage in the workplace.

- “No snag” handles with 2-point locking.
- New regulation labels enclosed to be fitted by customer.
- Adjustable spill-retaining shelves for superior spill management\*.
- Integral liquid-tight sump encourages the correct handling of spills through the use of absorbents\*.

- Wall cupboards are pre-drilled for mounting (fixings not included).
- Stands raise cupboards by 543mm with an adjustable foot for uneven surfaces.
- Powder coated with white Germ Guard Active Technology Anti-Bacterial Paint.
- Reaction to Fire Classification EN 13501-1.
- It is not recommended to store acids and alkalis together in a single unit as corrosion may occur.
- Cupboard shelves have a UDL of 50kg.

\*Except wall mounted cupboards.

**Floor Cupboards - Dimensions/Codes**

Size H.W.D.	Shelves	Code	Price
1800.1200.460	3	CA181246ZWXX	<b>£571.34</b>
1800.900.460	3	CA189046ZWXX	<b>£482.44</b>
1200.900.460	2	CA129046ZWXX	<b>£417.24</b>
900.900.460	1	CA909046ZWXX	<b>£318.86</b>
900.460.460	1	CA904646ZWXX	<b>£248.92</b>
700.900.460	1	CA709046ZWXX	<b>£292.78</b>
700.350.300	1	CA703530ZWXX	<b>£208.62</b>

**Extra Shelves - Dimensions/Codes**

To Fit	Code	Price
W.1200 x D.460	CAES1246ZWXX	<b>£78.23</b>
W.900 x D.460	CAES9046ZWXX	<b>£67.56</b>
W.460 x D.460	CAES4646ZWXX	<b>£52.16</b>
W.350 x D.300	CAES3530ZWXX	<b>£41.49</b>

**Wall Cupboards - Dimensions/Codes**

Size H.W.D.	Shelves	Code	Price
570.850.255	1	CA855725ZWXX	<b>£277.37</b>

**Mobile Cupboards - Dimensions/Codes**

Size H.W.D.	Shelves	Code	Price
1040.900.460	1	CA109046MWXX	<b>£471.77</b>
840.900.460	1	CA849046MWXX	<b>£445.69</b>

**Stands - Dimensions/Codes**

Size H.W.D.	Code	Price
543.900.460	CAST9046ZWXX	<b>£119.72</b>
543.460.460	CAST4646ZWXX	<b>£109.05</b>
543.350.300	CAST3530ZWXX	<b>£100.75</b>





FROM  
**£208.62**



- Perforated doors for extra ventilation.
- “No snag” handles with 2-point locking.
- Adjustable spill-retaining shelves for superior spill management.
- New regulation labels enclosed to be fitted by customer to suit regulations.
- Integral liquid-tight sump encourages the correct handling of spills through the use of absorbents.
- Stands raise cupboards by 543mm with an adjustable foot for uneven surfaces.
- Powder coated with Germ Guard Active Technology Anti-Bacterial Paint.
- Reaction to Fire Classification EN 13501-1.
- Cupboard shelves have a UDL of 50kg.



Stand with adjustable foot for uneven surfaces.

Floor Cupboards - Dimensions/Codes

Size H.W.D.	Shelves	Code	Price
1800.1200.460	3	CP181246ZRXX	£571.34
1800.900.460	3	CP189046ZRXX	£482.44
1200.900.460	2	CP129046ZRXX	£417.24
900.900.460	1	CP909046ZRXX	£318.86
900.460.460	1	CP904646ZRXX	£248.92
700.900.460	1	CP709046ZRXX	£292.78
700.350.300	1	CP703530ZRXX	£208.62

Mobile Cupboards - Dimensions/Codes

Size H.W.D.	Shelves	Code	Price
1040.900.460	1	CP109046MRXX	£499.03
840.900.460	1	CP849046MRXX	£474.14

Extra Shelves - Dimensions/Codes

To Fit	Code	Price
W.900 x D.460	CUPDSHLF9046	£45.04
W.1200 x D.460	CUPDSHLF1246	£52.16
W.460 x D.460	CUPDSHLF4646	£34.38
W.350 x D.300	CUPDSHLF3530	£28.45

Stands - Dimensions/Codes

Size H.W.D.	Code	Price
543.900.460	CPST9046ZRXX	£119.72
543.460.460	CPST4646ZRXX	£105.50
543.350.300	CPST3530ZRXX	£103.13

WORKBENCHES

EUROSLIDE

CUPBOARDS

LOCKERS

WORKSTATIONS

CYCLE PARKING

SMOKING SHELTERS

TRUCKS & TROLLEYS

CANTEEN FURNITURE

PALLETS

BARRIERS



**£698.17** FROM



#### Pesticide & Agrochemical Security Cupboards - Dimensions/Codes

Size H.W.D.	Shelves	Code	Price
1800.1200.460	3	CSP181246ZRX	<b>£1,830.17</b>
1800.900.460	3	CSP189046ZRX	<b>£1,497.09</b>
1200.1200.460	2	CSP121246ZRX	<b>£1,486.42</b>
1200.900.460	2	CSP129046ZRX	<b>£973.17</b>
900.460.460	1	CSP904646ZRX	<b>£698.17</b>

This range of Pesticide & Agrochemical Cupboards enables the secure storage of hazardous substances as demanded by the CoSHH regulations. Powder coated in high visibility red with perforated ventilation in each door panel.

- Welded all steel structure for extra strength.
- Seven lever safe lock for high security.
- Full length heavy duty hinges with concealed fixings to prevent forced entry.
- Adjustable spill-retaining galvanised shelves for superior spill management.
- New regulation labels enclosed to be fitted by customer to suit regulations.
- Made from 1.5mm steel.
- Integral liquid-tight sump encourages the correct handling of spills through the use of absorbents.
- Reaction to Fire Classification EN 13501-1.

#### Extra Shelves - Dimensions/Codes

To Fit	Code	Price
W.1200 x D.460	CSES1246ZRXX	<b>£87.72</b>
W.900 x D.460	CSES9046ZRXX	<b>£62.82</b>
W.460 x D.460	CSES4646ZRXX	<b>£40.30</b>

## ACID/ALKALI SECURITY CUPBOARDS

Use of caustic materials in the workplace can present many hazards, particularly if acids and alkalis are stored incorrectly or with other chemicals. These storage cabinets enable secure and identifiable storage in the workplace.

- Welded all steel structure for extra strength.
- Seven lever safe lock for high security.
- Full length heavy duty hinges with concealed fixings to prevent forced entry.
- Adjustable spill-retaining galvanised shelves for superior spill management.
- New regulation labels enclosed to be fitted by customer.
- Made from 1.5mm steel.
- Integral liquid-tight sump encourages the correct handling of spills through the use of absorbents.
- Reaction to Fire Classification EN 13501-1.
- It is not recommended to store acids and alkalis together in a single unit as corrosion may occur.
- Cupboard shelves have a UDL of 140kg.

#### Acid/Alkali Security Cupboards - Dimensions/Codes

Size H.W.D.	Shelves	Code	Price
1800.1200.460	3	CSA181246ZWX	<b>£1,830.17</b>
1800.900.460	3	CSA189046ZWX	<b>£1,497.09</b>
1200.1200.460	2	CSA121246ZWX	<b>£1,486.42</b>
1200.900.460	2	CSA129046ZWX	<b>£973.17</b>
900.460.460	1	CSA904646ZWX	<b>£698.17</b>



**£698.17** FROM

#### Extra Shelves - Dimensions/Codes

To Fit	Code	Price
W.1200 x D.460	CSES1246ZWXX	<b>£87.72</b>
W.900 x D.460	CSES9046ZWXX	<b>£62.82</b>
W.460 x D.460	CSES4646ZWXX	<b>£40.30</b>

It is vital that employers and employees comply with the control of hazardous substances in all working environments. This range of cupboards and cabinets enables the separate storage of hazardous substances as demanded by the CoSHH regulations. They are constructed from welded 1.5mm steel for strength combined with a superior anti-pick locking mechanism, to ensure security.

- Welded all steel structure for extra strength.
- Seven lever safe lock for high security.
- New regulation labels enclosed to be fitted by customer to suit regulations.
- Full length heavy duty hinges with concealed fixings to prevent forced entry.
- Adjustable spill-retaining galvanised shelves for superior spill management.
- Integral liquid-tight sump encourages the correct handling of spills through the use of absorbents.
- Reaction to Fire Classification EN 13501-1.



FROM  
**£688.69**



Hazardous Substance Security Cupboards - Dimensions/Codes

Size H.W.D.	Shelves	Code	Price
1800.1200.460	3	CSH181246ZYX	<b>£1,804.10</b>
1800.900.460	3	CSH189046ZYX	<b>£1,475.75</b>
1200.1200.460	2	CSH121246ZYX	<b>£1,465.09</b>
1200.900.460	2	CSH129046ZYX	<b>£958.94</b>
900.460.460	1	CSH904646ZYX	<b>£688.69</b>

Extra Shelves - Dimensions/Codes

To Fit	Code	Price
W.1200 x D.460	CSE51246ZYXX	<b>£87.72</b>
W.900 x D.460	CSE59046ZYXX	<b>£62.82</b>
W.460 x D.460	CSE54646ZYXX	<b>£40.30</b>

## COSHH SECURITY CUPBOARDS

This range of cupboards and cabinets enables the secure storage of hazardous substances as demanded by the CoSHH regulations.

- Welded all steel structure for extra strength.
- Seven lever safe lock for high security.
- Full length heavy duty hinges with concealed fixings to prevent forced entry.
- New regulation labels enclosed to be fitted by the customer to suit regulations.
- Adjustable spill-retaining galvanised shelves for superior spill management.
- Made from 1.5mm powder coated mild steel.
- Integral liquid-tight sump encourages the correct handling of spills through the use of absorbents.
- Reaction to Fire Classification EN 13501-1.
- Cupboard shelves have a UDL of 140kg.



FROM  
**£688.69**



CoSHH Security Cupboards - Dimensions/Codes

Size H.W.D.	Shelves	Code	Price
1800.900.460	3	CSC189046ZKX	<b>£1,475.75</b>
1800.1200.460	3	CSC181246ZKX	<b>£1,804.10</b>
1200.1200.460	2	CSC121246ZKX	<b>£1,465.09</b>
1200.900.460	2	CSC129046ZKX	<b>£958.94</b>
900.460.460	1	CSC904646ZKX	<b>£688.69</b>

Extra Shelves - Dimensions/Codes

To Fit	Code	Price
W.1200 x D.460	CSE51246ZKXX	<b>£87.72</b>
W.900 x D.460	CSE59046ZKXX	<b>£62.82</b>
W.460 x D.460	CSE54646ZKXX	<b>£40.30</b>

WORKBENCHES

EUROSLIDE

CUPBOARDS

LOCKERS

WORKSTATIONS

CYCLE PARKING

SMOKING SHELTERS

TRUCKS & TROLLEYS

CANTEEN FURNITURE

PALLETS

BARRIERS



**£343.75** FROM



If stored incorrectly, flammable liquids, pesticides and agrochemicals can leak or spill causing damage and pollution. These cupboards promote safe storage, handling and disposal practice.

- High security 7 lever lock with full door height hinges.
- Liquid tight integral sumps with plug for easy drainage.
- Fully adjustable, spill retaining galvanised shelves.
- Supplied with stand to raise cupboards by 543mm.
- New regulation labels enclosed to be fitted by customer to suit regulations.
- Floor chests have a welded integrated sump, angled lid to discourage article placement and a hasp and staple lock - padlock not supplied.
- Powder coated with red Germ Guard Active Technology anti-bacterial paint.

## Floor Cupboards - Dimensions/Codes

Size H.W.D.	Shelves	Code	Price
1200.1200.610	2	CT121261ZHXX	<b>£1,390.41</b>
1200.900.610	2	CT129061ZHXX	<b>£1,236.31</b>

## Floor Chests - Dimensions/Codes

Size H.W.D.	Code	Price
610.1170.460	CT611146ZHXX	<b>£540.52</b>
510.610.340	CT516134ZHXX	<b>£343.75</b>

## Extra Shelves - Dimensions/Codes

To Fit	Code	Price
W.1200 x D.610	CTES1260ZHXX	<b>£93.64</b>
W.900 x D.610	CTES9060ZHXX	<b>£71.12</b>

## Stands - Dimensions/Codes

Size H.W.D.	Code	Price
543.1200.610	CTST12612RXX	<b>£150.54</b>
543.900.610	CTST90612RXX	<b>£133.94</b>



**£201.51** FROM



- "No Snag" handles with 2-point locking.
- Adjustable spill-retaining shelves for superior spill management.
- Integral liquid-tight sump encourages the correct handling of spills through the use of absorbents.
- New regulation labels enclosed to be fitted by customer to suit regulations.
- Stands raise cupboards by 543mm with an adjustable foot for uneven surfaces.
- Floor chests have a welded integrated sump and angled lid to discourage article placement and a hasp and staple lock - Padlock not supplied.



Stand with adjustable foot for uneven surfaces.

- Powder coated with Germ Guard Active Technology anti-bacterial paint.
- Reaction to Fire Classification EN 13501-1.
- Cupboard shelves have a UDL of 50kg.

## Floor Cupboards - Dimensions/Codes

Size H.W.D.	Shelves	Code	Price
1800.1200.460	3	CFL181246ZRX	£564.22
1800.900.460	3	CFL189046ZRX	£475.32
1200.900.460	2	CFL129046ZRX	£410.13
900.900.460	1	CFL909046ZRX	£311.75
900.460.460	1	CFL904646ZRX	£240.63
700.900.460	1	CFL709046ZRX	£285.67
700.350.300	1	CFL703530ZRX	£201.51

## Extra Shelves - Dimensions/Codes

To Fit	Code	Price
W.1200 x D.460	CUPDShLF1246	£52.16
W.900 x D.460	CUPDShLF9046	£45.04
W.460 x D.460	CUPDShLF4646	£34.38
W.350 x D.300	CUPDShLF3530	£28.45

## Floor Chests - Dimensions/Codes

Size H.W.D.	Code	Price
610.1170.460	CFL611460ZRX	£540.52
510.610.340	CFL516134ZRX	£343.75

## Mobile Cupboards - Dimensions/Codes

Size H.W.D.	Shelves	Code	Price
1040.900.460	1	CFL109046MRX	£499.03
840.900.460	1	CFL849046MRX	£474.14

## Stands - Dimensions/Codes

Size H.W.D.	Code	Price
543.900.460	CFLST9046ZRX	£119.72
543.460.460	CFLST4646ZRX	£105.50
543.350.300	CFLST3530ZRX	£105.50

WORKBENCHES

EUROSLIDE

CUPBOARDS

LOCKERS

WORKSTATIONS

CYCLE PARKING

SMOKING SHELTERS

TRUCKS & TROLLEYS

CANTEEN FURNITURE

PALLETS

BARRIERS

**£295.15** FROM

These cupboards and cabinets bring a combination of storage, mobility, security and a touch of style to the workplace. The perspex doors allow managers and supervisors to be able to see the contents of cupboards whilst the cupboard is locked.

- Flush “No Snag” handles with 2-point locking.
- Mobile and static options available.
- Strengthened doors.
- Extra adjustable shelves available.
- Secure locking mechanism for extra security.
- Powder coated with Germ Guard Active Technology anti-bacterial paint.
- Cupboard shelves have a UDL of 50kg.



Wall Mounted Cupboard Unit

## COLOUR OPTIONS

Please add corresponding letters to the end of the code



### Vision Door Cupboards - Dimensions/Codes

Size H.W.D.	Shelves	Code	Price	Extra Shelf	Price
1800.1200.460	3	CV181246Z	£834.48	CUPDSHLF1246	£52.16
1800.900.460	3	CV189046Z	£732.54	CUPDSHLF9046	£45.04
1200.900.460	2	CV129046Z	£605.71	CUPDSHLF9046	£45.04
900.900.460	2	CV909046Z	£525.11	CUPDSHLF9046	£45.04
900.460.460	1	CV904646Z	£342.56	CUPDSHLF4646	£34.38
700.900.460	2	CV709046Z	£451.62	CUPDSHLF9046	£45.04
700.350.300	2	CV703530Z	£295.15	CUPDSHLF3530	£28.45
570.850.255 (Wall Mounted)	1	CV578525Z	£366.27	N.A.	N.A.



**£335.45** FROM



## Mobile Perforated Cupboards - Dimensions/Codes

Size H.W.D.	Shelves	Code	Price	Extra Shelf	Price
1040.900.460	2	C6109046M	<b>£538.15</b>	CUPDSHLF9046	<b>£45.04</b>
1040.900.610	2	C6109061M	<b>£672.09</b>	CUPDSHLF9060	<b>£40.30</b>

## COLOUR OPTIONS

Please add corresponding letters to the end of the code



These cupboards and cabinets bring a combination of storage, mobility, security and a touch of style to the workplace. The perforated doors allow managers and supervisors to be able to see the contents of cupboards whilst the cupboard is locked.

- Perforated reinforced doors for visual security.
- Flush "No Snag" handles.
- Mobile and static options.
- Adjustable shelves.
- Secure locks.
- Tough powder coated finish.
- Reaction to Fire Classification EN 13501-1.
- Powder coated with Germ Guard Active Technology anti-bacterial paint.

## Perforated Cupboards - Dimensions/Codes

Size H.W.D.	Shelves	Code	Price	Extra Shelf	Price
1800.1200.610	3	C6181261P	<b>£734.91</b>	CUPDSHLF1260	<b>£59.27</b>
1800.900.610	3	C6189061P	<b>£624.68</b>	CUPDSHLF9060	<b>£40.30</b>
1800.1200.460	3	C6181246P	<b>£621.12</b>	CUPDSHLF1246	<b>£52.16</b>
1800.900.460	3	C6189046P	<b>£468.21</b>	CUPDSHLF9046	<b>£45.04</b>
1800.600.460	3	C6186046P	<b>£444.50</b>	CUPDSHLF6046	<b>£26.08</b>
900.900.610	2	C6909061P	<b>£449.25</b>	CUPDSHLF9060	<b>£40.30</b>
1200.900.460	2	C6129046P	<b>£448.06</b>	CUPDSHLF9046	<b>£45.04</b>
900.900.460	2	C6909046P	<b>£374.57</b>	CUPDSHLF9046	<b>£45.04</b>
900.460.460	1	C6904646P	<b>£335.45</b>	CUPDSHLF4646	<b>£34.38</b>

WORKBENCHES

EUROSLIDE

CUPBOARDS

LOCKERS

WORKSTATIONS

CYCLE PARKING

SMOKING SHELTERS

TRUCKS & TROLLEYS

CANTEEN FURNITURE

PALLETS

BARRIERS

WORKBENCHES

EUROSLIDE

CUPBOARDS

LOCKERS

WORKSTATIONS

CYCLE PARKING

SMOKING SHELTERS

TRUCKS & TROLLEYS

CANTEEN FURNITURE

PALLETS

BARRIERS



An adaptable and versatile all steel system of units designed to meet the demands of the workplace. Enabling you to utilise the free space above the cupboard, providing a safe and secure workplace facility and a layout that promotes good ‘housekeeping’ practices. A weld and rivet construction provides all-round robustness.

- “No Snag” handles with 2-point locking.
- Adjustable powder coated shelves.
- Wall cupboards are pre-drilled for mounting - fixings not supplied.
- Powder coated with Germ Guard Active Technology anti-bacterial paint.
- Top unit does not include shelf.
- Reaction to Fire Classification EN 13501-1.

**COLOUR OPTIONS**

Please add corresponding letters to the end of the code

RXX

GXX

LXX

UXX

BXX

YXX

Modular Cupboards - Dimensions/Codes					
Unit 1 Size H.W.D.	Shelves	Code	Price	Extra Shelf	Price
2300.1200.610	3	CM1812602	£1,136.75	CUPDSHLF1260	£59.27
2300.900.610	3	CM1890602	£862.93	CUPDSHLF9060	£40.30
2300.1200.460	3	CM1812462	£859.38	CUPDSHLF1246	£52.16
2300.900.460	3	CM1890462	£648.38	CUPDSHLF9046	£45.04

**£235.88** FROM

**5 DAY**  
DELIVERY

**BEST** SELLER

**FIRE GUARD**  
TESTED & CERTIFIED  
EN 13501-1



These general workplace cupboards and cabinets bring a combination of storage, mobility and security to the workplace. A weld and rivet construction provides all round robustness.

- "No Snag" handles with 2-point locking.
- Strengthened Doors.
- Adjustable powder coated shelves.
- Wall cupboards are pre-drilled for mounting - fixings not supplied.
- Powder coated with Germ Guard Active Technology anti-bacterial paint.
- Interior shelves supplied galvanised.
- Order quantities may apply, please speak to the sales team.
- 5 Day Delivery only applies to Light Grey and Dark Blue doors.
- Reaction to Fire Classification EN 13501-1.
- Cupboard shelves have a UDL of 50kg.

## COLOUR OPTIONS

Please add corresponding letters to the end of the code



### Workplace Cupboards - Dimensions/Codes

Size H.W.D.	Shelves	Code	Price	Extra Shelf	Price
1800.600.460	3	CG186046Z	£381.68	CUPDShLF6046	£26.08
1800.900.460	3	<b>CG189046Z</b>	<b>£421.98</b>	<b>CUPDShLF9046</b>	<b>£45.04</b>
1800.1200.460	3	CG181246Z	£558.30	CUPDShLF1246	£52.16
1800.900.610	3	CG189061Z	£563.04	CUPDShLF9060	£40.30
1800.1200.610	3	CG181261Z	£672.09	CUPDShLF1260	£59.27
1200.900.460	2	CG129046Z	£385.24	CUPDShLF9046	£45.04
900.900.460	2	<b>CG909046Z</b>	<b>£311.75</b>	<b>CUPDShLF9046</b>	<b>£45.04</b>
900.900.610	2	CG909061Z	£386.42	CUPDShLF9060	£40.30
900.460.460	1	CG904646Z	£248.92	CUPDShLF4646	£34.38

### Mobile Workplace Cupboards - Dimensions/Codes

Size H.W.D.	Shelves	Code	Price	Extra Shelf	Price
1040.900.460	2	CG109046M	£450.43	CUPDShLF9046	£45.04
1040.900.610	2	CG109061M	£631.79	CUPDShLF9060	£40.30

**ALL RED PRODUCT CODES ARE AVAILABLE ON 5 DAY DELIVERY**

### Wall Cupboards - Dimensions/Codes

Size H.W.D.	Shelves	Code	Price	Extra Shelf	Price
570.850.255	1	CG855725Z	£235.88	N.A.	N.A.

WORKBENCHES

EUROSLIDE

CUPBOARDS

LOCKERS

WORKSTATIONS

CYCLE PARKING

SMOKING SHELTERS

TRUCKS & TROLLEYS

CANTEEN FURNITURE

PALLETS

BARRIERS



WORKBENCHES

EUROSLIDE

CUPBOARDS

LOCKERS

WORKSTATIONS

CYCLE PARKING

SMOKING SHELTERS

TRUCKS & TROLLEYS

CANTEEN FURNITURE

PALLETS

BARRIERS



**£430.28** FROM

**FIRE GUARD**  
TESTED & CERTIFIED  
EN 13501-1



**£478.88** FROM

**FIRE GUARD**  
TESTED & CERTIFIED  
EN 13501-1

## Clothing Cupboards

- "No Snag" handles with 2-point locking.
- Strengthened Doors.
- Top shelf and hanging garment rail.
- Powder coated with Germ Guard Active Technology anti-bacterial paint.
- Reaction to Fire Classification EN 13501-1.

## Utility Cupboards

- "No Snag" handles with 2-point locking.
- Strengthened Doors.
- Powder coated with Germ Guard Active Technology anti-bacterial paint.
- Central divider with removable rail on one side and 3 adjustable shelves on the other.
- Reaction to Fire Classification EN 13501-1.

## COLOUR OPTIONS

Please add corresponding letters to the end of the code



### Clothing Cupboards - Dimensions/Codes

Size H.W.D.	Shelves	Code	Price
1800.1200.460	1	CC181246Z	<b>£571.34</b>
1800.900.460	1	CC189046Z	<b>£457.54</b>
1800.600.460	1	CC186046Z	<b>£430.28</b>

### Extra Shelves - Dimensions/Codes


To Fit	Code	Price
W.1200 x D.460	CCES1246ZLXX	<b>£46.23</b>
W.900 x D.460	CCES9046ZLXX	<b>£35.56</b>
W.600 x D.460	CCES6046ZLXX	<b>£29.63</b>

### Utility Cupboards - Dimensions/Codes

Size H.W.D.	Shelves	Code	Price
1800.1200.460	3	CU181246Z	<b>£631.79</b>
1800.900.460	3	CU189046Z	<b>£478.88</b>


### Extra Shelves - Dimensions/Codes

To Fit	Code	Price
W.1200 x D.460	CUES1246ZLXX	<b>£29.63</b>
W.900 x D.460	CUES9046ZLXX	<b>£27.26</b>



These Container Storage Cupboards can be used for a multitude of storage options. Louvre panels on the doors and carcass enables the user to conveniently store containers close to hand. A weld and rivet construction provides all-round robustness.

- Reinforced doors.
- “No Snag” handles with 2-point locking.
- 50kg U.D.L capacity galvanised shelves.
- 1800mm high, 900mm wide, 460mm deep.
- For our full Plastic Open Fronted Container range, please refer to page 48.
- Reaction to Fire Classification EN 13501-1.
- Extra shelves available - Please speak to our sales team.



Without Door - 1800.900.460

Option 1A	Code	Price	Option 1B	Code	Price	Option 1C	Code	Price	Option 1D	Code	Price
36 x size 4 8 shelves	CY189046836X	£889.01	28 x size 4 4 x size 6 8 shelves	CY189046832X	£904.42	24 x size 4 6 x size 6 6 shelves	CY189046630X	£854.63	8 x size 4 12 x size 6 7 shelves	CY189046720X	£885.45



With Door - 1800.900.460

Option 2A	Code	Price	Option 2B	Code	Price	Option 2C	Code	Price	Option 2D	Code	Price
Build Your Own	CYD189046BBX	£717.13	10 x size 3 8 x size 5 41 x size 2 4 shelves	CYD189046461	£1,062.07	16 x size 4 41 x size 2 4 shelves	CYD189046457	£1,057.33	10 x size 6 41 x size 2 1 shelf	CYD189046151	£1,033.62

WORKBENCHES

EUROSLIDE

CUPBOARDS

LOCKERS

WORKSTATIONS

CYCLE PARKING

SMOKING SHELTERS

TRUCKS & TROLLEYS

CANTEEN FURNITURE

PALLETS

BARRIERS



# PERFORATED TOOL CUPBOARDS

WORKBENCHES

EUROSLIDE

CUPBOARDS

LOCKERS

WORKSTATIONS

CYCLE PARKING

SMOKING SHELTERS

TRUCKS & TROLLEYS

CANTEEN FURNITURE


PALLETS

BARRIERS



CPF578225Z

**£395.91** FROM



CPF189046Z



Perforated Tool Cupboards are the ideal storage solution for tools and equipment in your workshop. This high quality cupboard comes fitted with internal perforated panels which can be used in conjunction with our clip kits to hang tooling and equipment. A secure 2-point locking mechanism ensures that the cupboard contents are kept secure when not in use

- "No Snag" handles with 2-point locking.
- Cupboard shelves have a 50kg U.D.L. capacity.
- Comes with 1 shelf as standard.
- Additional shelves can be ordered, please speak to our sales team.
- Designed for use with our Clip Kits, please see page 81.
- Reaction to Fire Classification EN 13501-1.

## Perforated Tool Cupboards - Dimensions/Codes


Description	Size H.W.D.	Code	Price
Perforated Door Panels & Back Panel	1800.900.460	CPF189046Z	<b>£708.84</b>
Wall Mounted	570.850.255	CPF578225Z	<b>£395.91</b>

## Clip Kits

Description	Code	Price
Clip Mix 53	RTCLIPMIX53X	<b>£129.20</b>
Clip Mix 84	RTCLIPMIX84X	<b>£203.88</b>

## COLOUR OPTIONS

Please add corresponding letters to the end of the code







**£907.97** FROM


Multi-Storage Cupboard shown with 150mm deep drawers, Full Height Tool Panel and Shelf (tools and clip kits not included).

A range of heavy duty cupboards ideal for all your storage requirements.

- The welded construction offers high strength and durability.
- 1825mm high x 940mm wide x 710mm deep gives a very large storage capacity.
- The cupboards are available with a combination of accessories including drawers, shelves and perforated/louvre rear panels.
- Either with solid doors or vision doors which allow you to inspect the contents of cupboards.
- Each cupboard comes with adjustable feet for levelling.
- Drawers have a heavy duty slide system giving 100% extension and a capacity of 100kg.
- Drawers can be fitted with a range of dividers, please see page 60.
- Powder coated with Germ Guard Active Technology anti-bacterial paint.

## Multi-Storage Cupboards - Dimensions/Codes

Description	Size H.W.D.	Code	Price
Vision Door Cupboard Only	1825.940. 710	C6MSV181065	<b>£1,123.71</b>
Solid Door Cupboard Only	1825.940.710	C6MSS181065	<b>£907.97</b>



Half Height Panel



Full Height Panel



Interior Shelf

## DOOR COLOUR OPTIONS

To select door & drawer colours please add corresponding letters to the end of the code.



## Multi-Storage Cupboard Accessories

Description	Code	Price
100mm Deep Drawer	C6MSDRW100D	<b>£130.39</b>
150mm Deep Drawer	C6MSDRW150D	<b>£143.43</b>
200mm Deep Drawer	C6MSDRW200D	<b>£162.39</b>
Galvanised Shelf	C6MSSHELFXXX	<b>£40.30</b>
<b>Half Height Back Panel</b>		
Perforated Panel (Tools Not Included)	C6MSTOOLPANX	<b>£50.97</b>
Louvre Panel	C6MSLOUVREPX	<b>£50.97</b>
Dual Panel (Perforated/Louvre)	C6MSDUALPANX	<b>£50.97</b>
Noticeboard Panel	C6MSNOTICEBX	<b>£42.67</b>
<b>Full Height Back Panel</b>		
Perforated Panel (Tools Not Included)	C6MSPRFPANXX	<b>£59.27</b>
Dual Panel (Perforated/Louvre)	C6MSLOVPANXX	<b>£59.27</b>

WORKBENCHES

EUROSLIDE

CUPBOARDS

LOCKERS

WORKSTATIONS

CYCLE PARKING

SMOKING SHELTERS

TRUCKS & TROLLEYS

CANTEEN FURNITURE

PALLETS

BARRIERS

**£698.17** FROM



Our First Aid Security Cupboards are manufactured from high quality steel with instantly recognisable identification symbols and a clean white powder coated finish. They are designed to meet a wide range of first aid requirements. These storage cabinets enable secure and identifiable storage in the workplace.

- Welded all steel structure for extra strength.
- Seven lever safe lock for high security.
- Full length heavy duty hinges with concealed fixings to prevent forced entry.
- Germ Guard Active Technology anti-bacterial paint.
- Made from 1.5mm powder coated mild steel.
- Supplied with first aid stickers.
- Reaction to Fire Classification EN 13501-1.
- Cupboard shelves have a UDL of 140kg.

## First Aid Security Cupboards - Dimensions/Codes

Size H.W.D.	Shelves	Code	Price
1800.1200.460	3	CSF181246ZWX	<b>£1,830.17</b>
1800.900.460	3	CSF189046ZWX	<b>£1,497.09</b>
1200.1200.460	2	CSF121246ZWX	<b>£1,486.42</b>
1200.900.460	2	CSF129046ZWX	<b>£973.17</b>
900.460.460	1	CSF904646ZWX	<b>£698.17</b>



## Extra Shelves - Dimensions/Codes

To Fit	Code	Price
W.1200 x D.460	CSES1246ZWXX	<b>£87.72</b>
W.900 x D.460	CSES9046ZWXX	<b>£62.82</b>
W.460 x D.460	CSES4646ZWXX	<b>£40.30</b>



Our First Aid Cupboards are manufactured from high quality steel with instantly recognisable identification symbols and a clean white powder coated finish. They are designed to meet a wide range of first aid requirements.

- “No Snag” handles with 2-point locking.
- Adjustable spill-retaining galvanised shelves for superior spill management\*.
- Integral liquid-tight sump encourages the correct handling of spills through the use of absorbents\*.

- Cupboard shelves have a UDL of 50kg.
- Wall cupboards are pre-drilled for mounting (fixings not included).
- Stands raise cupboards by 543mm with an adjustable foot for uneven surfaces.
- Powder coated with white Germ Guard Active Technology anti-bacterial paint.
- Supplied with first aid stickers.
- Reaction to Fire Classification EN 13501-1.

\*Except wall mounted cupboards

## Floor Cupboards - Dimensions/Codes

Size H.W.D.	Shelves	Code	Price
1800.1200.460	3	CF181246ZWXX	£539.33
1800.900.460	3	CF189046ZWXX	£471.77
900.900.460	1	CF909046ZWXX	£311.75
900.460.460	1	CF904646ZWXX	£243.00
700.900.460	1	CF709046ZWXX	£285.67
700.350.300	1	CF703530ZWXX	£203.88

## Extra Shelves - Dimensions/Codes

To Fit	Code	Price
W.900 x D.460	CUPDSHLF9046	£45.04
W.460 x D.460	CUPDSHLF4646	£34.38
W.350 x D.300	CUPDSHLF3530	£28.45

## Mobile Cupboards - Dimensions/Codes

Size H.W.D.	Shelves	Code	Price
1040.900.460	1	CF109046ZWXX	£469.40
840.900.460	1	CF849046MWXX	£463.47

## Wall Cupboards - Dimensions/Codes

Size H.W.D.	Shelves	Code	Price
570.850.255	1	CF855725MWXX	£270.26

## Stands - Dimensions/Codes

Size H.W.D.	Code	Price
543.900.460	CFST9046ZWXX	£143.43
543.460.460	CFST4646ZWXX	£123.28
543.350.300	CFST3530ZWXX	£118.53

WORKBENCHES

EUROSLIDE

CUPBOARDS

LOCKERS

WORKSTATIONS

CYCLE PARKING

SMOKING SHELTERS

TRUCKS & TROLLEYS

CANTEEN FURNITURE

PALLETS

BARRIERS



**£240.63** FROM



Our Personal Protective Equipment Cupboards enable the safe and separate storage of protective equipment and clothing in the workplace.

- “No Snag” handles with 2-point locking.
- All steel structure with strengthened doors.
- Adjustable powder coated shelves.
- PPE Clothing cupboard comes with adjustable hanging garment rail.
- Powder coated Dark Blue Germ Guard Active Technology anti-bacterial paint.
- Supplied with PPE labels.
- Reaction to Fire Classification EN 13501-1
- Cupboard shelves have a UDL of 50kg.

#### PPE Cupboards - Dimensions/Codes

Size H.W.D.	Shelves	Code	Price
1800.1200.460	3	CB1812463BXX	<b>£558.30</b>
1800.900.460	3	CB1890463BXX	<b>£421.98</b>
900.900.460	1	CB9090462BXX	<b>£311.75</b>
900.460.460	1	CB9046461BXX	<b>£240.63</b>

#### Extra Shelves - Dimensions/Codes

To Fit	Code	Price
W.900 x D.460	CUPDShLF9046	<b>£45.04</b>
W.1200 x D.460	CUPDShLF1246	<b>£52.16</b>



CR1890464BXX



CR1890461BXX

#### PPE Clothing Cupboards - Dimensions/Codes

Size H.W.D.	Shelves	Code	Price
1800.1200.460	4	CR1812464BXX	<b>£685.13</b>
1800.900.460	4	CR1890464BXX	<b>£459.91</b>
1800.1200.460	1	CR1812461BXX	<b>£568.97</b>
1800.900.460	1	CR1890461BXX	<b>£425.54</b>
1800.600.460	1	CR1860461BXX	<b>£389.98</b>

#### Extra Shelves - Dimensions/Codes

To Fit	Code	Price
W.1200 x D.460	CCES1246ZLXX	<b>£46.23</b>
W.600 x D.460	CCES6046ZLXX	<b>£29.63</b>
W.900 x D.460	CCES9046ZLXX	<b>£35.56</b>

£664.98

FROM

FIRE GUARD

TESTED & CERTIFIED

EN 13501-1

BEST

SELLER




Our range of Security Cupboards provide an extra level of security for the storage of high value equipment and materials. They are constructed from welded heavy gauge steel for strength combined with superior anti-pick locking mechanism.

- Welded all steel structure for extra strength.
- Seven lever safe lock for high security.
- Full length heavy duty hinges with concealed fixings to prevent forced entry.
- Adjustable powder coated shelves.
- Powder coated with Germ Guard Active Technology anti-bacterial paint.
- Made from 1.5mm powder coated mild steel.
- Reaction to Fire Classification EN 13501-1.
- Cupboard shelves have a UDL of 140kg.

COLOUR OPTIONS

Please add corresponding letters to the end of the code



Security Cupboards - Dimensions/Codes			
Size H.W.D.	Shelves	Code	Price
1800.1200.460	3	CS181246Z	£1,742.46
1800.900.460	3	CS189046Z	£1,425.97
1200.1200.460	2	CS121246Z	£1,415.30
1200.900.460	2	CS129046Z	£926.94
900.460.460	1	CS904646Z	£664.98

Extra Shelves - Dimensions/Codes		
To Fit	Code	Price
W.1200 x D.460	CSES1246ZLXX	£87.72
W.900 x D.460	CSES9046ZLXX	£62.82
W.460 x D.460	CSES4646ZLXX	£40.30

WORKBENCHES

EUROSLIDE

CUPBOARDS

LOCKERS

WORKSTATIONS

CYCLE PARKING

SMOKING SHELTERS

TRUCKS & TROLLEYS

CANTEEN FURNITURE

PALLETS

BARRIERS

**£764.55** FROM



These Stainless Steel cupboards are designed and manufactured for clean environment use. Excellent in food, pharmaceutical and medical operations. Especially effective in environments where damp and corrosion are factors to consider.

- "No Snag" handles with 2-point locking.
- Adjustable stainless steel shelves.
- Strengthened doors.
- Corrosion resistant carcass and shelves.
- Floor chests have a riveted structure with angled lid to discourage article placement and a hasp and staple lock - Padlock not supplied.



#### Stainless Steel Cupboards - Dimensions/Codes

Size H.W.D.	Shelves	Code	Price
1800.1200.460	3	CL181246ZSXX	<b>£1,926.19</b>
1800.900.460	3	CL189046ZSXX	<b>£1,468.64</b>
1200.900.460	2	CL129046ZSXX	<b>£1,167.56</b>
900.900.460	1	CL909046ZSXX	<b>£964.87</b>
900.460.460	1	CL904646ZSXX	<b>£764.55</b>

#### Extra Shelves - Dimensions/Codes

To Fit	Code	Price
W.1200 x D.460	CLES1246ZSXX	<b>£142.24</b>
W.900 x D.460	CLES9046ZSXX	<b>£125.65</b>

#### Floor Chests - Dimensions/Codes

Size H.W.D.	Code	Price
610.1170.460	CV611146ZSXX	<b>£1,351.29</b>
510.610.340	CV516134ZSXX	<b>£1,012.28</b>



# LOCKERS

- 120** Standard Lockers
- 121** Express Lockers
- 122** School Lockers
- 123** Cube Lockers
- 124** Spectrum Lockers
- 125** Spectrum School Lockers
- 126** Executive Lockers
- 128** Timber Door Lockers
- 129** Laminate Door Lockers
- 130** Steel Splash Lockers
- 131** Laminate Splash Lockers
- 132** Perspex Door Lockers
- 133** Perforated Door Lockers
- 134** Padlock Lockers
- 135** Secure Lockers
- 136** Personal Effects Lockers
- 137** Flat Garment & Garment Disposal Lockers
- 138** Z-Door Lockers
- 139** Multi-Compartment Lockers
- 140** Laptop & Tablet Storage Lockers
- 141** Laptop & Tablet Charging Lockers
- 142** Laptop & Tablet Charging Trolleys
- 143** PPE Lockers
- 144** Tool Charging Lockers
- 146** Post Box Lockers
- 147** Cloakroom Furniture
- 152** Lock Options
- 153** Locker Accessories



WORKBENCHES

EUROSLIDE

CUPBOARDS

LOCKERS

WORKSTATIONS

CYCLE PARKING

SMOKING SHELTERS

TRUCKS &amp; TROLLEYS

CANTEEN FURNITURE

PALLETS

BARRIERS



Interior Coat Hook



Door Ventilation




Door Stiffener

Quality compartment lockers suitable for a multitude of storage applications. Standard lockers provide the flexibility of four sizes with six door options. The Standard Locker design means it's easily adapted in height, width and depth to suit your individual requirements. Choice of 300mm, 380mm and 450mm widths.

- 2, 3, 4, 5 and 6 door lockers fitted with galvanised security shelf to prevent unauthorised access to the compartment below.
- Fitted with standard mastered cam locks with 2,000 differs.
- Single tier lockers fitted with top shelf and coat hook.
- Two tier lockers fitted with coat hook in each compartment.
- Strengthened and ventilated doors with rubber buffers.
- Reaction to Fire Classification EN 13501-1.

### COLOUR OPTIONS

Please add corresponding letters to the end of the code



### Standard Lockers - Dimensions/Codes

Tiers	H.1800 W.300 D.300	Price	H.1800 W.300 D.450	Price	H.1800 W.380 D.380	Price	H.1800 W.450 D.450	Price
1	LS1830301	£109.90	LS1830451	£128.02	LS1838381	£132.85	LS1845451	£144.93
2	LS1830302	£135.26	LS1830452	£150.96	LS1838382	£147.34	LS1845452	£164.25
3	LS1830303	£152.17	LS1830453	£167.87	LS1838383	£159.42	LS1845453	£188.40
4	LS1830304	£157.00	LS1830454	£182.36	LS1838384	£181.16	LS1845454	£210.14
5	LS1830305	£175.12	LS1830455	£195.65	LS1838385	£202.90	LS1845455	£213.76
6	LS1830306	£193.23	LS1830456	£208.93	LS1838386	£211.35	LS1845456	£218.60





WORKBENCHES

EUROSLIDE

CUPBOARDS

LOCKERS

WORKSTATIONS

CYCLE PARKING

Our range of Express Lockers comprise of the same high quality design as our Standard Lockers but are available on a 5 Day Delivery lead time. Express Lockers are kept in stock with a selection of four compartment options with a choice of either Light Grey or Dark Blue doors.

- Choice of 300mm and 450mm depths.
- 2, 4 and 6 door lockers fitted with galvanised security shelf to prevent any unauthorised access to the compartment below.
- Fitted with standard, mastered cam locks with 2,000 differs.
- Single tier lockers fitted with top shelf and coat hook.
- Two tier lockers fitted with coat hook in each compartment.
- Strengthened and ventilated doors with rubber buffers.
- Powder coated with Germ Guard Active Technology paint.
- Order quantities may apply, please speak to the sales team.

Express Lockers - H.1800 W.300 D.300

Tiers	Code	Price
1	LQ1830301	£112.32
2	LQ1830302	£137.68
4	LQ1830304	£160.63
6	LQ1830306	£196.86



SMOKING SHELTERS

TRUCKS & TROLLEYS

COLOUR OPTIONS

Please add corresponding letters to the end of the code



ALL RED PRODUCT CODES ARE AVAILABLE ON 5 DAY DELIVERY

CANTEEN FURNITURE

PALLETS

Express Lockers - H.1800 W.300 D.450

Tiers	Code	Price
1	LQ1830451	£130.43
2	LQ1830452	£155.79
4	LQ1830454	£187.20
6	LQ1830456	£213.76

BARRIERS



## SCHOOL LOCKERS - 955 HIGH

High quality School Lockers are ideal for use in Primary and Junior schools. These lockers are available in a range of depths and tier options. School lockers can be fitted with sloping tops and a multitude of lock options. Designed to withstand the general wear and tear of daily usage.

- Choice of 300mm, 380mm and 450mm depths.
- 2 and 3 door lockers fitted with galvanised security shelf to prevent any unauthorised access to the compartment below.
- Fitted with standard mastered cam locks with 2,000 differs.
- Single tier lockers fitted with top shelf and coat hook.
- Strengthened and ventilated doors with rubber buffers.
- Powder coated with Germ Guard Active Technology paint.
- Minimum order quantity of 8 lockers.



**£102.66** FROM

### School Lockers 955 High - Dimensions/Codes

	Tiers	W.300 D.300	Price	W.300 D.450	Price	W.380 D.380	Price
H.955	1	LD9030301	<b>£102.66</b>	LD9030451	<b>£119.56</b>	LD9038381	<b>£123.19</b>
	2	LD9030302	<b>£126.81</b>	LD9030452	<b>£141.30</b>	LD9038382	<b>£136.47</b>
	3	LD9030303	<b>£141.30</b>	LD9030453	<b>£155.79</b>	LD9038383	<b>£148.55</b>

## SCHOOL LOCKERS - 1235 HIGH

High quality School Lockers are ideal for use in Primary and Junior schools. These lockers are available in a range of depths and tier options. School lockers can be fitted with sloping tops and a multitude of lock options. Designed to withstand the general wear and tear of daily usage.

- Choice of 300mm, 380mm and 450mm depths.
- 2, 3 and 4 door lockers fitted with galvanised security shelf to prevent any unauthorised access to the compartment below.
- Fitted with standard mastered cam locks with 2,000 differs.
- Single tier lockers fitted with top shelf and coat hook.
- Strengthened and ventilated doors with rubber buffers.
- Powder coated with Germ Guard Active Technology paint.
- Minimum order quantity of 8 lockers.




**£105.07** FROM

### School Lockers 1235 High - Dimensions/Codes

	Tiers	W.300 D.300	Price	W.300 D.450	Price	W.380 D.380	Price
H.1235	1	LD1130301	<b>£105.07</b>	LD1130451	<b>£123.19</b>	LD1138381	<b>£126.81</b>
	2	LD1130302	<b>£129.22</b>	LD1130452	<b>£144.93</b>	LD1138382	<b>£140.09</b>
	3	LD1130303	<b>£144.93</b>	LD1130453	<b>£160.63</b>	LD1138383	<b>£153.38</b>
	4	LD1130304	<b>£150.96</b>	LD1130454	<b>£175.12</b>	LD1138384	<b>£172.70</b>

### COLOUR OPTIONS

Please add corresponding letters to the end of the code



## SCHOOL LOCKERS - 1380 HIGH

High quality School Lockers are ideal for use in Primary and Junior schools. These lockers are available in a range of depths and tier options. School lockers can be fitted with sloping tops and a multitude of lock options. Designed to withstand the general wear and tear of daily usage.

- Choice of 300mm, 380mm and 450mm depths.
- 2, 3 and 4 door lockers fitted with galvanised security shelf to prevent any unauthorised access to the compartment below.
- Fitted with standard mastered cam locks with 2,000 differs.
- Single tier lockers fitted with top shelf and coat hook.
- Two tier lockers fitted with coat hook in each compartment.
- Strengthened and ventilated doors with rubber buffers.
- Powder coated with Germ Guard Active Technology paint.
- Minimum order quantity of 8 lockers.



### School Lockers 1380 High - Dimensions/Codes

	Tiers	W.300 D.300	Price	W.300 D.450	Price	W.380 D.380	Price
H.1380	1	LD1330301	£113.52	LD1330451	£131.64	LD1338381	£136.47
	2	LD1330302	£138.89	LD1330452	£154.59	LD1338382	£150.96
	3	LD1330303	£155.79	LD1330453	£171.49	LD1338383	£164.25
	4	LD1330304	£161.83	LD1330454	£187.20	LD1338384	£185.99

## CUBE LOCKERS

Cube Lockers are an excellent way of providing space saving storage for personal items in offices, call centres and schools where space is at a premium.

- Fitted with standard mastered cam locks with 2,000 differs.
- Rubber door buffers.
- Powder coated with Germ Guard Active Technology paint.
- Pre-drilled for nesting.
- Reaction to Fire Classification EN 13501-1.



## COLOUR OPTIONS

Please add corresponding letters to the end of the code



### Cube Lockers - Dimensions/Codes

Size H.W.D.	Code	Price
300.300.300	UG303030Z	£62.80
380.380.380	UG383838Z	£73.67
450.450.450	UG464646Z	£79.71

### Internal Shelf - Galvanised - 450.450.450 Cube Locker

Size H.W.D.	Code	Price
170.450.450	UGES4646ZLXX	£33.82

WORKBENCHES

EUROSLIDE

CUPBOARDS

LOCKERS

WORKSTATIONS

CYCLE PARKING


SMOKING SHELTERS

TRUCKS & TROLLEYS

CANTEEN FURNITURE

PALLETS

BARRIERS



Many organisations, schools and workplace environments wish to make their premises as attractive as possible for employees, students and visitors alike. The Spectrum Locker range offers the strength and durability of the Standard Locker range but with a variety of exciting colour options.

- Lateral security beam enhances the durability of the locker.
- Hinges are 40mm deep. This again offers greater quality and durability.

- Ideal for schools, universities and public authorities where long last durability is required.
- Minimum order quantity of 8 lockers, one door colour.
- Frame constructed from 0.7mm steel which ensures strength and security.
- Powder Coated with Germ Guard Active Technology paint.
- Reaction to Fire Classification EN 13501-1.

## COLOUR OPTIONS

Please add corresponding letters to the end of the code

SLX	PPX	BBX	LBX	TRX	GGX	CPX	TOX	LIX
Sublime Lime	Pitahaya Pink	Berry Burst	Lagoon Blue	Tamarillo Red	Guava Green	Chilli Pepper Orange	Tangelo Orange	Summer Lilac

### Spectrum Lockers - Dimensions/Codes

Tiers	H.1800 W.300 D.300	Price	H.1800 W.300 D.450	Price	H.1800 W.380 D.380	Price	H.1800 W.450 D.450	Price
1	LSPC30301	£143.72	LSPC30451	£167.87	LSPC38381	£172.70	LSPC45451	£189.61
2	LSPC30302	£176.33	LSPC30452	£196.86	LSPC38382	£190.82	LSPC45452	£214.97
3	LSPC30303	£198.06	LSPC30453	£218.60	LSPC38383	£208.93	LSPC45453	£243.96
4	LSPC30304	£205.31	LSPC30454	£237.92	LSPC38384	£235.50	LSPC45454	£272.94
6	LSPC30306	£251.20	LSPC30456	£272.94	LSPC38386	£274.15	LSPC45456	£283.81





**£142.51** FROM



- Choice of 3 heights, 955mm, 1235mm and 1380mm.
- 2, 3 and 4 door lockers fitted with galvanised security shelf to prevent unauthorised access to the compartment below.
- Fitted with standard mastered cam locks with 2,000 differs.
- Single tier lockers fitted with top shelf and coat hook.
- Two tier lockers fitted with coat hook in each compartment.
- Strengthened and ventilated doors with rubber buffers.
- Powder coated with Germ Guard Active Technology paint.
- Minimum order quantity of 8 lockers, one door colour.

### COLOUR OPTIONS

Please add corresponding letters to the end of the code

SL	PP	BB	LB	TR	GG	CP	TO	LI
Sublime Lime	Pitahaya Pink	Berry Burst	Lagoon Blue	Tamarillo Red	Guava Green	Chilli Pepper Orange	Tangelo Orange	Summer Lilac

#### Spectrum School Lockers - Dimensions/Codes

Height	Tiers	W.300 D.300	Price	W.300 D.450	Price	W.380 D.380	Price
H.955	1	LDS9030301	£142.51	LDS9030451	£165.46	LDS9038381	£171.49
	2	LDS9030302	£175.12	LDS9030452	£194.44	LDS9038382	£189.61
	3	LDS9030303	£195.65	LDS9030453	£216.18	LDS9038383	£206.52
H.1235	1	LDS1130301	£144.93	LDS1130451	£169.08	LDS1138381	£173.91
	2	LDS1130302	£177.53	LDS1130452	£198.06	LDS1138382	£193.23
	3	LDS1130303	£199.27	LDS1130453	£219.80	LDS1138383	£210.14
	4	LDS1130304	£206.52	LDS1130454	£240.33	LDS1138384	£237.92
H.1380	1	LDS1330301	£143.72	LDS1330451	£167.87	LDS1338381	£172.70
	2	LDS1330302	£176.33	LDS1330452	£196.86	LDS1338382	£190.82
	3	LDS1330303	£198.06	LDS1330453	£218.60	LDS1338383	£208.93
	4	LDS1330304	£205.31	LDS1330454	£237.92	LDS1338384	£235.50

WORKBENCHES

EUROSLIDE

CUPBOARDS

LOCKERS

WORKSTATIONS

CYCLE PARKING

SMOKING SHELTERS

TRUCKS & TROLLEYS

CANTEEN FURNITURE

PALLETS

BARRIERS



**£306.76** FROM

The range of Executive Lockers combine high quality design with attractive door fascias and end panels. The locker design has a premium feel and would fit into any high-end executive office, reception area or foyer. The range of lockers can be nested together to form a variety of combinations.

- Fitted with standard mastered cam locks with 2,000 differs.
- A wide range of doors and end panels available.
- Steel body for maximum strength and durability.
- Executive lockers pre-drilled for nesting.
- Fitted with soft close hinges.
- Provides a premium storage solution for any office environment.
- Minimum order quantity of 8 lockers.

#### Executive Lockers - Dimensions/Codes

Size	Tier	Pearl White	Price	Grey/Brown	Price	Kashmir	Price	Sand Beige	Price
H.1800 W.300 D.450	1	LEX1830451PW	<b>£306.76</b>	LEX1830451GB	<b>£306.76</b>	LEX1830451KA	<b>£306.76</b>	LEX1830451SB	<b>£306.76</b>
	2	LEX1830452PW	<b>£330.91</b>	LEX1830452GB	<b>£330.91</b>	LEX1830452KA	<b>£330.91</b>	LEX1830452SB	<b>£330.91</b>
	3	LEX1830453PW	<b>£363.52</b>	LEX1830453GB	<b>£363.52</b>	LEX1830453KA	<b>£363.52</b>	LEX1830453SB	<b>£363.52</b>
	4	LEX1830454PW	<b>£398.54</b>	LEX1830454GB	<b>£398.54</b>	LEX1830454KA	<b>£398.54</b>	LEX1830454SB	<b>£398.54</b>
H.1800 W.380 D.380	1	LEX1838381PW	<b>£352.65</b>	LEX1838381GB	<b>£352.65</b>	LEX1838381KA	<b>£352.65</b>	LEX1838381SB	<b>£352.65</b>
	2	LEX1838382PW	<b>£382.84</b>	LEX1838382GB	<b>£382.84</b>	LEX1838382KA	<b>£382.84</b>	LEX1838382SB	<b>£382.84</b>
	3	LEX1838383PW	<b>£427.53</b>	LEX1838383GB	<b>£427.53</b>	LEX1838383KA	<b>£427.53</b>	LEX1838383SB	<b>£427.53</b>
	4	LEX1838384PW	<b>£460.14</b>	LEX1838384GB	<b>£460.14</b>	LEX1838384KA	<b>£460.14</b>	LEX1838384SB	<b>£460.14</b>

#### End Panels - Dimensions/Codes

Description	To Fit	Hacienda Black	Price	Winchester Oak	Price	Noce Marino Walnut (Gloss)	Price
End Panel	H.1800 W.380 D.380	LEX1838EPHBX	<b>£190.82</b>	LEX1838EPWOX	<b>£190.82</b>	LEX1838EPMWX	<b>£228.26</b>
	H.1800 W.300 D.450	LEX1845EPHBX	<b>£210.14</b>	LEX1845EPWOX	<b>£210.14</b>	LEX1845EPMWX	<b>£252.41</b>



Hacienda Black End Panels with Pearl White Doors




Winchester Oak End Panels with Kashmir Doors

EXECUTIVE LOCKER PANELS



Noce Marino Walnut End Panels with Sand Beige Doors

FASCIA OPTIONS



Pearl White Kashmir Sand Beige Grey / Brown

END PANEL OPTIONS



Hacienda Black Winchester Oak Noce Marino Walnut (Gloss)

WORKBENCHES

EUROSLIDE

CUPBOARDS

LOCKERS

WORKSTATIONS

CYCLE PARKING

SMOKING SHELTERS

TRUCKS & TROLLEYS

CANTEEN FURNITURE

PALLETS

BARRIERS



WORKBENCHES

EUROSLIDE

CUPBOARDS

**LOCKERS**

WORKSTATIONS

CYCLE PARKING

SMOKING SHELTERS

TRUCKS & TROLLEYS

CANTEEN FURNITURE

PALLETS


BARRIERS



Dark Oak Door Lockers with End Panel



Dark, Light and Medium Oak Doors



Timber Door with Pattern

The Timber Door Locker range offers a maximum strength and durability from a strong powder coated steel carcass with timber effect door panels. These lockers are ideal for public spaces, leisure facilities and offices.

- End panels available for that final touch.
- Pre-drilled for nesting.
- Plain or patterned doors in Light, Medium or Dark Oak finish.

- Fitted with standard mastered cam locks with 2,000 differs.
- Single tier lockers fitted with top shelf and coat hook.
- Two tier lockers fitted with coat hook in each compartment.
- Steel body for maximum strength and durability.
- Fitted with soft close hinges.
- Minimum order quantity of 8 lockers.

## COLOUR OPTIONS

Please add corresponding letters to the end of the code

**DXX**

Dark Oak Plain

**2XX**

Dark Oak Patterned

**PXX**

Medium Oak Plain

**MXX**

Medium Oak Patterned

**3XX**

Light Oak Plain

**1XX**

Light Oak Patterned

**UXX**

Beech Plain

**HXX**

Beech Patterned

### Timber Door Lockers - H.1800 W.300 D.450

Tiers	Code	Price
1	LT1830451	£286.23
2	LT1830452	£309.17
3	LT1830453	£341.78
4	LT1830454	£373.18
End Panel	LT1845EPZ	£196.86

### Timber Door Lockers - H.1800 W.380 D.380

Tiers	Code	Price
1	LT1838381	£329.70
2	LT1838382	£358.69
3	LT1838383	£400.96
4	LT1838384	£431.15
End Panel	LT1838EPZ	£178.74



FROM

£228.26

BEST SELLER

As the door is normally the part of the locker that comes in for the most punishment, we offer this premium quality laminate door locker, without a premium price tag. The door fits neatly inside the frame and opens a full 180 degrees. Tough, solid laminate doors are highly resistant to dents and scratches and will not rust. Ideal for places where lockers are frequently used, such as in schools and colleges.

- Premium Laminate colours are available, please see our website for details.
- Please check laminate colour availability with sales prior to order.

- Fitted with standard mastered cam locks with 2,000 differs.
- Two sizes and five door configurations.
- 2, 3, 4 and 6 door lockers fitted with security shelf to prevent unauthorised access to the compartment below.
- End panels also available.
- Pre-drilled for nesting.
- Steel carcass powder coated in our standard Light Grey.
- Minimum order quantity of 8 lockers.

COLOUR OPTIONS

Please add corresponding letters to the end of the code

CAX  
Campanula

QXX  
Aquamarine

LGX  
Light Grey

GGX  
Graphite Grey

OXX  
Oak

SRX  
Spectrum Red

SYX  
Spectrum Yellow

VGX  
Vibrant Green

CLX  
Clementine



Laminate Door Lockers - H.1800 W.300 D.300		
Tiers	Code	Price
1	LU1830301	£228.26
2	LU1830302	£265.70
3	LU1830303	£303.14
4	LU1830304	£340.57
6	LU1830306	£386.47
End Panel	LVEP18301	£192.03

Laminate Door Lockers - H.1800 W.300 D.450		
Tiers	Code	Price
1	LU1830451	£237.92
2	LU1830452	£276.57
3	LU1830453	£315.21
4	LU1830454	£353.86
6	LU1830456	£402.17
End Panel	LVEP18451	£269.32

WORKBENCHES

EUROSLIDE

CUPBOARDS

LOCKERS

WORKSTATIONS

CYCLE PARKING

SMOKING SHELTERS

TRUCKS & TROLLEYS

CANTEEN FURNITURE

PALLETS

BARRIERS

WORKBENCHES

EUROSLIDE

CUPBOARDS

**LOCKERS**

WORKSTATIONS

CYCLE PARKING

SMOKING SHELTERS

TRUCKS & TROLLEYS

CANTEEN FURNITURE

PALLETS

BARRIERS



**£164.25** FROM



These lockers are manufactured from pre-coated galvanised steel for damp environments or where frequent washing down is required.

- Strengthened and ventilated doors with rubber buffers.
- Single tier lockers fitted with top shelf and coat hook.
- Two tier lockers fitted with coat hook in each compartment.
- Powder coated with Germ Guard Active Technology anti-bacterial paint.

- Hinges are 75mm deep. This offers greater quality and durability.
- Ideal for changing rooms, saunas and food preparation plants.
- 2, 3 and 4 door lockers fitted with security shelf to prevent unauthorised access to the compartment below.
- Moisture resistant cam locks are fitted as standard for superior lock durability in moist environments.
- Lateral security beam enhances the security of the product.

## COLOUR OPTIONS

Please add corresponding letters to the end of the code



### Steel Splash Lockers - H.1800 W.300 D.300

Tiers	Code	Price
1	LW1830301	£164.25
2	LW1830302	£188.40
3	LW1830303	£212.56
4	LW1830304	£236.71

### Steel Splash Lockers - H.1800 W.300 D.450

Tiers	Code	Price
1	LW1830451	£173.91
2	LW1830452	£196.86
3	LW1830453	£224.63
4	LW1830454	£250.00





**£240.33** FROM



Hinge Cover Plate



Moisture Resistant Cam Lock

Tough, solid laminate doors are highly resistant to dents and scratches and will not rust, which makes them the ideal solution for placing in areas such as changing rooms.

- Pre-drilled for nesting.
- Pre-galvanised steel carcass.
- Fitted with moisture resistant cam locks.
- Two sizes and four door configurations.

- 2, 3, 4 and 6 door lockers fitted with security shelf to prevent unauthorised access to the compartment below.
- Wide range of door and end panel colours are available. Please see below.
- Please check laminate colour availability with sales prior to order.
- Minimum order quantity of 8 lockers.

## COLOUR OPTIONS

Please add corresponding letters to the end of the code

<b>CAX</b> Campanula	<b>QXX</b> Aquamarine	<b>LGX</b> Light Grey	<b>GGX</b> Graphite Grey	<b>OXX</b> Oak
<b>SRX</b> Spectrum Red	<b>SYX</b> Spectrum Yellow	<b>VGX</b> Vibrant Green	<b>CLX</b> Clementine	



Interior Coat Hook

### Laminate Splash Lockers - H.1800 W.300 D.300

Tiers	Code	Price	End Panel Code	Price
1	LZ1830301	£240.33		
2	LZ1830302	£286.23		
3	LZ1830303	£330.91	LVEP18301	£192.03
4	LZ1830304	£376.81		
6	LZ1830306	£411.83		

### Laminate Splash Lockers - H.1800 W.300 D.450

Tiers	Code	Price	End Panel Code	Price
1	LZ1830451	£252.41		
2	LZ1830452	£297.10		
3	LZ1830453	£344.20	LVEP18451	£269.32
4	LZ1830454	£390.09		
6	LZ1830456	£427.53		

WORKBENCHES

EUROSLIDE

CUPBOARDS

LOCKERS

WORKSTATIONS

CYCLE PARKING

SMOKING SHELTERS

TRUCKS & TROLLEYS

CANTEEN FURNITURE

PALLETS


BARRIERS

**£264.49** FROM



Perspex Door Lockers provide safe storage for personal belongings whilst providing visibility of the locker contents. They are ideal for retail outlet staff rooms, venues, public areas, or anywhere there is a need to view the items sorted.

- Choice of 300mm or 450mm depths available.
- Fitted with security shelf to prevent unauthorised access to compartment below.
- Fitted with standard mastered cam locks with 2,000 differs.
- Two tier lockers fitted with coat hook in each compartment.
- Quality clear Perspex door - shaded Perspex options available, please call our sales team for details.
- Carcass powder coated with Germ Guard Active Technology anti-bacterial paint.
- Minimum order quantity of 8 lockers.



Door Hinge



12mm Thick Perspex Door



Locker Stands Available On Page 129

## Perspex Door Lockers - H.1800 W.300 D.300

Tiers	Code	Price
2	LP1830302CXX	£264.49
3	LP1830303CXX	£289.85
4	LP1830304CXX	£315.21
6	LP1830306CXX	£367.14

## Perspex Door Lockers - H.1800 W.300 D.450

Tiers	Code	Price
2	LP1830452CXX	£275.36
3	LP1830453CXX	£301.93
4	LP1830454CXX	£329.70
6	LP1830456CXX	£382.84



**£129.22** FROM



Our Perforated Door Lockers are designed for situations where efficient ventilation and maximum visibility combined with security are essential.

- 2, 3, 4, 5 and 6 door lockers fitted with security shelf to prevent unauthorised access to the compartment below.
- Fitted with standard mastered cam locks with 2,000 differs.

- Single tier lockers fitted with top shelf and coat hook.
- Two tier lockers fitted with coat hook in each compartment.
- Strengthened and ventilated doors with rubber buffers.
- Powder coated with Germ Guard Active Technology.
- Reaction to Fire Classification EN 13501-1.
- Minimum order quantity of 8 lockers.

## COLOUR OPTIONS

Please add corresponding letters to the end of the code



### Perforated Door Lockers - H.1800 W.300 D.300

Tiers	Code	Price
1	LS1830301*PX	£129.22
2	LS1830302*PX	£155.79
3	LS1830303*PX	£164.25
4	LS1830304*PX	£189.61
5	LS1830305*PX	£198.06
6	LS1830306*PX	£207.73

### Perforated Door Lockers - H.1800 W.380 D.380

Tiers	Code	Price
1	LS1838381*PX	£149.76
2	LS1838382*PX	£155.79
3	LS1838383*PX	£172.70
4	LS1838384*PX	£187.20
5	LS1838385*PX	£201.69
6	LS1838386*PX	£217.39

### Perforated Door Lockers - H.1800 W.300 D.450

Tiers	Code	Price
1	LS1830451*PX	£150.96
2	LS1830452*PX	£160.63
3	LS1830453*PX	£176.33
4	LS1830454*PX	£213.76
5	LS1830455*PX	£224.63
6	LS1830456*PX	£236.71

### Perforated Door Lockers - H.1800 W.450 D.450

Tiers	Code	Price
1	LS1845451*PX	£175.12
2	LS1845452*PX	£196.86
3	LS1845453*PX	£204.10
4	LS1845454*PX	£217.39
5	LS1845455*PX	£225.84
6	LS1845456*PX	£234.30

WORKBENCHES

EUROSLIDE

CUPBOARDS

LOCKERS

WORKSTATIONS

CYCLE PARKING

SMOKING SHELTERS

TRUCKS & TROLLEYS

CANTEEN FURNITURE

PALLETS

BARRIERS



WORKBENCHES

EUROSLIDE

CUPBOARDS

LOCKERS

WORKSTATIONS

CYCLE PARKING

SMOKING SHELTERS

TRUCKS & TROLLEYS

CANTEEN FURNITURE

PALLETS

BARRIERS



Padlock Lockers are designed to allow users to safely store items and secure with their own padlock. This is particularly useful in public spaces such as leisure centres, gymnasiums and schools. These Padlock Lockers are powder coated in our range of standard colours with strengthened doors. Each door panel is vented and fitted with rubber buffers. Fitted with hasp and staple to suit padlocks.

- Single tier lockers fitted with top shelf and coat hook.
- Two tier lockers fitted with coat hook in each compartment.
- Strengthened and ventilated doors with rubber buffers.
- Powder coated with Germ Guard Active Technology.
- Reaction to Fire Classification EN 13501-1.
- Minimum order quantity of 8 lockers.

## COLOUR OPTIONS

Please add corresponding letters to the end of the code



### Padlock Lockers - Dimensions/Codes

Tiers	H.1800 W.300 D.300	Price	H.1800 W.300 D.450	Price	H.1800 W.380 D.380	Price	H.1800 W.450 D.450	Price
1	LPD1830301	£120.77	LPD1830451	£140.09	LPD1838381	£144.93	LPD1845451	£157.00
2	LPD1830302	£154.59	LPD1830452	£170.29	LPD1838382	£166.66	LPD1845452	£184.78
3	LPD1830303	£178.74	LPD1830453	£194.44	LPD1838383	£187.20	LPD1845453	£216.18
4	LPD1830304	£190.82	LPD1830454	£217.39	LPD1838384	£214.97	LPD1845454	£245.17
6	LPD1830306	£235.50	LPD1830456	£252.41	LPD1838386	£253.62	LPD1845456	£260.87



**£161.83** FROM

**FIRE GUARD**  
TESTED & CERTIFIED  
**EN 13501-1**

Secure Lockers offer a high security 3-point locking mechanism which make these lockers ideal for the storage of valuable items. Perfect for use in a variety of environments including office and industrial workplaces, schools, colleges, universities and public buildings. Locker doors are available in our range of standard colours with door strengtheners, vents and rubber buffers.

- Fitted with 3-point locking mechanism for extra security.
- Single tier lockers fitted with top shelf and coat hook.
- Two tier lockers fitted with coat hook in each compartment.
- Strengthened and ventilated doors with rubber buffers.
- Powder coated with Germ Guard Active Technology.
- Reaction to Fire Classification EN 13501-1.
- Minimum order quantity of 8 lockers.

## COLOUR OPTIONS

Please add corresponding letters to the end of the code



## Secure Lockers - Dimensions/Codes

Tiers	H.1800 W.300 D.300	Price	H.1800 W.300 D.450	Price	H.1800 W.380 D.380	Price	H.1800 W.450 D.450	Price
1	LSC1830301	£161.83	LSC1830451	£184.78	LSC1838381	£189.61	LSC1845451	£205.31
2	LSC1830302	£179.95	LSC1830452	£199.27	LSC1838382	£194.44	LSC1845452	£216.18
3	LSC1830303	£210.14	LSC1830453	£229.46	LSC1838383	£219.80	LSC1845453	£254.83

WORKBENCHES

EUROSLIDE

CUPBOARDS

LOCKERS

WORKSTATIONS

CYCLE PARKING

SMOKING SHELTERS

TRUCKS & TROLLEYS

CANTEEN FURNITURE

PALLETS

BARRIERS

WORKBENCHES

EUROSLIDE

CUPBOARDS

**LOCKERS**

WORKSTATIONS

CYCLE PARKING


SMOKING SHELTERS

TRUCKS & TROLLEYS

CANTEEN FURNITURE

PALLETS

BARRIERS



**£402.17** FROM

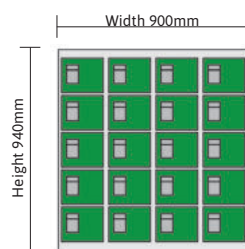
Personal Effects Lockers are an ideal way of providing secure storage for small items such as mobile phones, wallets and keys. These lockers offer employees a secure storage solution for valuable items.

- Fitted with standard mastered cam locks with 2,000 differs.
- Compartment entry aperture: H.150mm x W.163mm x D360mm.

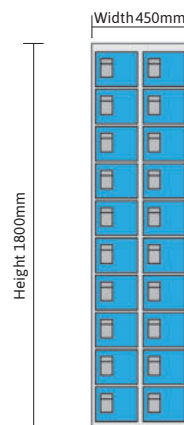
- Dark Blue & Light Grey door colours available on 5 Day Delivery.
- Powder coated with Germ Guard Active Technology paint.
- Pre-drilled for nesting.
- Reaction to Fire Classification EN 13501-1.
- PEL lockers are fitted with a security shelf to prevent unauthorised access to the compartment below.
- Order quantities may apply, please speak to sales.



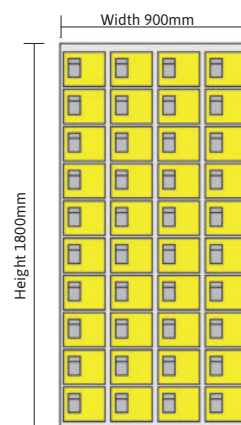
28 Tier



20 Tier



20 Tier



40 Tier

## COLOUR OPTIONS

Please add corresponding letters to the end of the code



**Please Note: Only Dark Blue & Light Grey doors are available on 5 Day Delivery**

### Personal Effects Lockers - Dimensions/Codes

Size H.W.D.	Tiers	Code	Price
1285.900.380	28	LR129038H	£571.25
940.900.380	20	LR909038Y	£402.17
1800.450.380	20	LR184538Y	£402.17
1800.900.380	40	LR189038F	£774.14





12 Compartment



15 Compartment



20 Compartment



Garment Disposal


The Garment Locker range enables work clothing to be issued when clean and exchanged when dirty. Clothing compartments can be accessed individually or collectively using the master door.

- Fitted with standard mastered cam locks with 2,000 differs.
- Powder coated internal shelves.
- Ideal for use with Garment Disposal Lockers.

- Flat Garment Series is recommended for ironed garments.
- Doors fitted with rubber buffers to prevent scratching.
- Pre-drilled for nesting.
- Powder coated with Germ Guard Active Technology paint.
- Reaction to Fire Classification EN 13501-1.
- Garment Disposal option available with letter box opening.
- Other door colours available - minimum order quantity of 8.

## COLOUR OPTIONS

Please add corresponding letters to the end of the code



### Flat Garment Lockers - Dimensions/Codes

Size H. W. D.	Tiers	Code	Price
1800.380.450	5	LF183845S	£281.40
	10	LF183845N	£344.20
	12	LF183845W	£374.39
	15	LF183845Q	£410.62
	20	LF183845Y	£477.05
1800.450.380	5	LF184538S	£281.40
	10	LF184538N	£344.20
	12	LF184538W	£374.39
	15	LF184538Q	£410.62

### Garment Disposal Lockers - Dimensions/Codes

Size H. W. D.	Code	Price
1800.380.450	LL1838451	£258.45
1800.450.450	LL1845451	£270.53

WORKBENCHES

EUROSLIDE

CUPBOARDS

LOCKERS

WORKSTATIONS

CYCLE PARKING

SMOKING SHELTERS

TRUCKS & TROLLEYS

CANTEEN FURNITURE

PALLETS

BARRIERS



1800.450.450 Steel Door Option Shown



1800.300.450 Laminate Door Option Shown



1800.300.450 Steel Door Option Shown

An attractive yet extremely robust locker, ideal for when space is at a premium. These lockers are designed so that each compartment can comfortably hang up a coat on the fitted hook. Each locker compartment also has space available to store small personal effects.

- Doors are available in steel or high quality laminate for extra durability.
- Fitted with standard mastered cam locks, with 2,000 differs.
- Choice of 300mm or 450mm widths.
- Powder coated with Germ Guard Active Technology Anti-Bacterial Paint.
- Reaction to Fire Classification EN 13501-1 (on steel door lockers only).
- Minimum order quantity of 8 lockers.

## COLOUR OPTIONS Please add corresponding letters to the end of the code

<b>CAX</b> Campanula	<b>QXX</b> Aquamarine	<b>LGX</b> Light Grey	<b>GGX</b> Graphite Grey	<b>OXX</b> Oak
<b>SRX</b> Spectrum Red	<b>SYX</b> Spectrum Yellow	<b>VGX</b> Vibrant Green	<b>CLX</b> Clementine	

## STEEL DOOR COLOUR OPTIONS

<b>UXX</b> Light Blue	<b>BXX</b> Blue	<b>LXX</b> Light Grey
<b>RXX</b> Red	<b>YXX</b> Yellow	<b>GXX</b> Green

### Z-Door Lockers - Dimensions/Codes

Size H.W.D	Door	Code	Price
1800.300.450	Steel	LZD183045	£344.20
1800.450.450	Steel	LZD184545	£378.01
1800.300.450	Laminate	LZU183045	£486.71
1800.450.450	Laminate	LZU184545	£528.98



Duo Lockers



Twin Lockers



Staff Lockers



Clean & Dirty Lockers



£185.99 FROM

BEST SELLER

These Multi-Compartment Lockers provide alternatives to the usual locker formats. Clean & Dirty Lockers offer two compartments with a top shelf for the storage of clean and dirty work wear. Twin lockers provide full length storage for hanging clothing from an internal fitted hook. Staff Lockers contain integral fitted shelves for the storage of small items, along with a full-length compartment for hanging a coat. Duo lockers are made up of multiple compartments with separate lockable compartments for shared access.

- All lockers are 1800mm high.
- Strengthened and ventilated doors with rubber buffers.
- Powder coated with Germ Guard Active Technology paint.
- Available in our range of standard colours.
- Reaction to Fire Classification EN 13501-1.

To accommodate a motorcycle helmet in the top compartment of the Clean & Dirty Locker, the following must be ordered: **LG184545H**. This model has a lower top shelf than shown.

COLOUR OPTIONS

Please add corresponding letters to the end of the code



CLEAN & DIRTY LOCKERS

Clean and Dirty Lockers - Dimensions/Codes

Description	Width	Depth	Code	Price
Top Shelf & Central Divider	450	450	LG184545G	£185.99

DUO LOCKERS

Duo Lockers - Dimensions/Codes

Description	Width	Depth	Code	Price
2 Full Width Tiers	450	300	LG184530D	£214.97
& 2 Slim Tiers	450	450	LG184545D	£241.54

STAFF LOCKERS

Staff Lockers - Dimensions/Codes

Description	Width	Depth	Code	Price
3 Shelves	450	450	LG184545S	£210.14

TWIN LOCKERS

Twin Lockers - Dimensions/Codes

Description	Width	Depth	Code	Price
2 Full Height Tiers	600	450	LG186045T	£230.67

WORKBENCHES

EUROSLIDE

CUPBOARDS

LOCKERS

WORKSTATIONS

CYCLE PARKING

SMOKING SHELTERS

TRUCKS & TROLLEYS

CANTEEN FURNITURE

PALLETS

BARRIERS





# LAPTOP & TABLET STORAGE LOCKERS

WORKBENCHES

EUROSLIDE

CUPBOARDS

LOCKERS

WORKSTATIONS

CYCLE PARKING

SMOKING SHELTERS

TRUCKS & TROLLEYS

CANTEEN FURNITURE

PALLETS

BARRIERS



With the number of laptops and tablets used by both businesses and schools increasing, this range of device storage products provides cost effective lockable storage for laptops, tablets and accessories.

- High quality, cost effective storage.
- Choose from a single door or individual compartments.
- A range of compartment options available from 8 to 15 tiers.
- Powder coated with Germ Guard Active Technology paint.
- Pre-drilled for nesting.



## COLOUR OPTIONS

Please add corresponding letters to the end of the code



### Laptop & Tablet Storage Lockers - Dimensions/Codes

H.W.D.	Configuration	Code	Price
1000.500.500	8 Tiers, 8 Doors	L71050508	£402.17
	8 Tiers, 1 Door	L71050501	£322.46
1460.500.500	12 Tiers, 12 Doors	L7145050W	£458.93
	12 Tiers, 1 Door	L71450501	£367.14

### Laptop & Tablet Storage Lockers - Dimensions/Codes


H.W.D.	Configuration	Code	Price
1800.450.450	10 Tiers, 10 Doors	L7184545N	£446.85
1800.380.450	15 Tiers, 15 Doors	L7183845Q	£502.41
	15 Tiers, 1 Door	L71838451	£403.38



Available in up to 12 tiers



Ventilated Compartments



3 Pin Socket in each Compartment



**BEST SELLER**

**£630.42** FROM

WORKBENCHES

EUROSLIDE

CUPBOARDS

LOCKERS

WORKSTATIONS

CYCLE PARKING

SMOKING SHELTERS

TRUCKS & TROLLEYS

CANTEEN FURNITURE

PALLETS

BARRIERS

This range of laptop and tablet storage units is designed to provide secure charging facilities for laptop computers. This product is CE tested and meets EU safety requirements.

- Each compartment is equipped with a 3 pin plug socket to permit charging using each laptop's own main lead.
- Ventilated compartments for heat dissipations.

- Compartment aperture (H x W x D) 100mm x 375mm x 470mm.
- Whole unit is powered by a simple kettle lead (supplied), plugged into the mains.
- Powder coated with Germ Guard Active Technology.
- Fitted with Piano hinges to provide durability and extra security.

COLOUR OPTIONS

Please add corresponding letters to the end of the code



Laptop & Tablet Charging Lockers - Dimensions/Codes

H.W.D.	Configuration	Code	Price
1000.500.500	8 Tiers, 8 Doors	L7C10505088	£671.49
	8 Tiers, 1 Door	L7C10505081	£630.42
1460.500.500	12 Tiers, 12 Doors	L7C145050WW	£879.21
	12 Tiers, 1 Door	L7C145050W1	£834.53

WORKBENCHES

EUROSLIDE

CUPBOARDS

LOCKERS

WORKSTATIONS

CYCLE PARKING


SMOKING SHELTERS

TRUCKS & TROLLEYS

CANTEEN FURNITURE

PALLETS

BARRIERS



3 Pin Socket in each Compartment



**BEST SELLER**

**£741.53** FROM

Our laptop and tablet charging trolleys allow devices to be securely stored and charged with the capability of moving from room to room. Fitted with high quality braked castors for smooth mobility. This product is CE tested and meets EU safety requirements.

- Ventilated compartments for heat dissipation.
- Each compartment is equipped with a 3-pin plug socket to

permit charging using each laptop/tablet's own mains lead.

- Whole unit powered by a simple kettle lead plugged into the mains (supplied).
- Compartment aperture size (H x W x D) 100mm x 375mm x 465mm.
- Narrow Aisle Trolleys are just 525mm wide to allow easy loading and unloading between rows of desks.

## COLOUR OPTIONS

Please add corresponding letters to the end of the code



### Laptop & Tablet Storage Trolley - Dimensions/Codes

H.W.D.	Configuration	Code	Price
1200.1040.660	16 Tiers, 2 Doors	L7M121066X2	<b>£1,328.48</b>

### Narrow Aisle Laptop & Tablet Storage Trolleys - Dimensions/Codes

H.W.D.	Configuration	Code	Price
1200.525.670	8 Tiers, 2 Doors	L7M12526782	<b>£741.53</b>
1200.525.1220	16 Tiers, 4 Doors	L7M125212X4	<b>£1,328.48</b>





**£118.36** FROM

Our PPE Locker range enables employees to safely store their Personal Protective Equipment within the workplace. PPE Lockers allow employers to comply with regulations regarding the safe storage of protective equipment. These lockers are powder coated blue and clearly marked with PPE labels.

- Fitted with standard mastered cam locks with 2,000 differs.
- Single tier lockers fitted with top shelf and coat hook.

- Two tier lockers fitted with top shelf and coat hook.
- Strengthened doors with rubber buffers.
- Supplied with PPE labels for identification.
- Reaction to Fire Classification EN 13501-1.
- Powder coated with Germ Guard Active Technology paint with Dark Blue doors.

PPE Lockers - H.1800 W.300 D.300		
Tiers	Code	Price
1	LP1830301BXX	£118.36
2	LP1830302BXX	£148.55
3	LP1830303BXX	£170.29
4	LP1830304BXX	£181.16
6	LP1830306BXX	£227.05

PPE Lockers - H.1800 W.300 D.450		
Tiers	Code	Price
1	LP1830451BXX	£136.47
2	LP1830452BXX	£165.46
3	LP1830453BXX	£185.99
4	LP1830454BXX	£206.52
6	LP1830456BXX	£243.96

WORKBENCHES

EUROSLIDE

CUPBOARDS

LOCKERS

WORKSTATIONS

CYCLE PARKING

SMOKING SHELTERS

TRUCKS & TROLLEYS

CANTEEN FURNITURE

PALLETS

BARRIERS



**£497.58** FROM

## PERFORATED DOOR


Quality Tool Charging Lockers suitable for the secure charging of batteries and power tools. Various design options available to suit your needs including, perforated and solid door options as well as a range of lock types. This product has been CE tested and meets EU safety requirements.

- 4, 5, 6, and 8 door lockers fitted with galvanised security shelf to prevent any unauthorised access to the compartment below.
- Fitted with standard, mastered cam locks with 2,000 differs.
- Strengthened and ventilated doors with rubber buffers.
- Powder coated with Germ Guard Active Technology.
- Supplied with rust resisting galvanised shelves.
- Perforated doors for added ventilation.



## COLOUR OPTIONS

Please add corresponding letters to the end of the code



### Perforated Door Charging Lockers - H.1800 W.300 D.450

External H.W.D.	Internal H.W.D.	Tiers	Standard Plug	Price	RCD Plug	Price
1800.300.450	450.300.390	4	BL1830454*PX	<b>£497.58</b>	BR1830454*PX	<b>£695.64</b>
1800.300.450	360.300.390	5	BL1830455*PX	<b>£584.53</b>	BR1830455*PX	<b>£833.32</b>
1800.300.450	260.300.390	6	BL1830456*PX	<b>£656.99</b>	BR1830456*PX	<b>£954.09</b>
1800.300.450	190.300.390	8	BL1830458*PX	<b>£788.63</b>	BR1830458*PX	<b>£1,184.76</b>

### Perforated Door Charging Lockers - H.1800 W.450 D.450

External H.W.D.	Internal H.W.D.	Tiers	Standard Plug	Price	RCD Plug	Price
1800.450.450	450.395.360	4	BL1845454*PX	<b>£565.21</b>	BR1845454*PX	<b>£764.48</b>
1800.450.450	360.395.360	5	BL1845455*PX	<b>£666.66</b>	BR1845455*PX	<b>£914.24</b>
1800.450.450	260.395.360	6	BL1845456*PX	<b>£748.78</b>	BR1845456*PX	<b>£1,047.08</b>
1800.450.450	190.395.360	8	BL1845458*PX	<b>£898.54</b>	BR1845458*PX	<b>£1,294.67</b>

## SOLID DOOR

- 4, 5, 6, and 8 door lockers fitted with galvanised security shelf to prevent any unauthorised access to the compartment below.
- Strengthened and ventilated doors with rubber buffers.
- Powder coated with Germ Guard Active Technology.
- Supplied with rust resisting galvanised shelves.
- Solid doors for extra security.
- Standard and RCD Plug options available.
- Available with a range of lock fittings including, standard key, latch lock, coin return & coin retain.
- This product has been CE tested and meets EU safety requirements.



**£497.58** FROM



## COLOUR OPTIONS

Please add corresponding letters to the end of the code



R



G



L



U



B



Y

### Solid Door Charging Lockers - H.1800 W.300 D.450

External H.W.D.	Internal H.W.D.	Tiers	Standard Plug	Price	RCD Plug	Price
1800.300.450	450.300.390	4	BL1830454*SX	£497.58	BR1830454*SX	£695.64
1800.300.450	360.300.390	5	BL1830455*SX	£584.53	BR1830455*SX	£833.32
1800.300.450	260.300.390	6	BL1830456*SX	£656.99	BR1830456*SX	£954.09
1800.300.450	190.300.390	8	BL1830458*SX	£788.63	BR1830458*SX	£1,184.76

### Solid Door Charging Lockers - H.1800 W.450 D.450

External H.W.D.	Internal H.W.D.	Tiers	Standard Plug	Price	RCD Plug	Price
1800.450.450	450.395.360	4	BL1845454*SX	£565.21	BR1845454*SX	£764.48
1800.450.450	360.395.360	5	BL1845455*SX	£666.66	BR1845455*SX	£914.24
1800.450.450	260.395.360	6	BL1845456*SX	£748.78	BR1845456*SX	£1,047.08
1800.450.450	190.395.360	8	BL1845458*SX	£898.54	BR1845458*SX	£1,294.67

WORKBENCHES

EUROSLIDE

CUPBOARDS

LOCKERS

WORKSTATIONS

CYCLE PARKING

SMOKING SHELTERS

TRUCKS & TROLLEYS

CANTEEN FURNITURE

PALLETS

BARRIERS



WORKBENCHES

EUROSLIDE

CUPBOARDS

LOCKERS

WORKSTATIONS

CYCLE PARKING

SMOKING SHELTERS

TRUCKS & TROLLEYS

CANTEEN FURNITURE

PALLETS

BARRIERS

**£236.71** FROM



100 Series Post Box Locker



140 Series Post Box Locker



240 Series Post Box Locker

Designed for use in offices, flats, schools, colleges and hospitals for central mail and internal post systems.

- Fitted with standard mastered cam locks with 2,000 differs.
- Each compartment has its own posting slot.
- Powder coated with Germ Guard Active Technology paint.
- Pre-drilled for nesting.
- Reaction to Fire Classification EN 13501-1.
- Other colours available, with a minimum order quantity of 8.

## 100 Series - Post Box Lockers

Size H.W.D.	Configuration	Code	Price
1325.230.255	10 Boxes - 15mm Slots	LX132325N	£315.21
1075.230.255	8 Boxes - 15mm Slots	LX1023258	£291.06

## 140 Series - Post Box Lockers

Size H.W.D.	Configuration	Code	Price
1725.300.380	10 Boxes - 25mm Slots	LX173038N	£356.27
1230.300.380	7 Boxes - 25mm Slots	LX1230387	£303.14

## 240 Series - Post Box Lockers

Size H.W.D.	Configuration	Code	Price
1665.300.380	6 Boxes - 40mm Slots	LX1630386	£303.14
870.300.380	3 Boxes - 40mm Slots	LX8730383	£236.71

## COLOUR OPTIONS

Please add corresponding letters to the end of the code



ISLAND BENCHES

- Available as single or double sided.
- Optional under seat basket.
- Durable solid oak slatted seat.
- Supplied with aluminium coat hooks or captive coat hangers.
- Available in a range of designs to suit your needs.
- Option to have with shoe storage which has a capacity of 12 or 24 pairs of shoes.

Island Benches - Single Sided

Size H. W. D.	Hanger Options	Code	Price
1630.1500.300	5 Hooks	FCCRSI05F	£498.78
	5 Hooks & Basket	FCCRSI05B	£576.08
1830.1500.300	12 Hangers	FCCRSI12F	£555.55



£315.21 FROM

ISLAND BENCH WITH CLOTHES RAIL & SHOE STORAGE



Island Benches - with Clothes Rail and Shoe Storage

Size H. W. D.	Description	Hanger Options	Code	Price
1830.1500.300	Single Sided	12 Hangers	FCCRSI12B	£630.42
1830.1500.600	Double Sided	24 Hangers	FCCRDO24B	£891.29

SINGLE/DOUBLE SIDED ISLAND BENCH



Island Benches - Double Sided

Size H. W. D.	Hanger Options	Code	Price
1630.1500.600	10 Hooks	FCCRDO10F	£615.93
	10 Hooks & Basket	FCCRDO10B	£770.52
1830.1500.600	24 Hangers	FCCRDO24F	£730.66

WORKBENCHES

EUROSLIDE

CUPBOARDS

LOCKERS

WORKSTATIONS

CYCLE PARKING

SMOKING SHELTERS

TRUCKS & TROLLEYS

CANTEEN FURNITURE

PALLETS

BARRIERS

## WALL MOUNTED HANGING GARMENT RAIL



- Durable rail with solid oak slats.
- Ideal when larger units are impractical.
- Supplied with 12 captive coat hangers.
- Wall fixings not supplied.
- Powder coated Dark Grey frame.

**Wall Mounted** - Hanging Garment Rail

Size H. W. D.	Code	Price
315.1500.300	FCHANGRLX	£346.61

## WALL MOUNTED BENCH



- Durable bench with solid oak slats.
- Provides a practical solution where floor space is at a premium.
- Wall fixings not supplied.
- Powder coated Dark Grey frame.

**Wall Mounted** - Bench

Size W. D.	Code	Price
1500.300	FCWMTBENX	£315.21

## SINGLE BENCH SEAT WITH SHOE STORAGE



- Single depth unit.
- Supplied with shoe storage with capacity for 12 pairs of shoes.
- Powder coated Dark Grey frame.

**Single Depth Bench** - Shoe Storage

Size H. W. D.	Description	Code	Price
450.1500.300	Single Depth	FCBENSS3B	£431.15

## DOUBLE BENCH SEAT WITH SHOE STORAGE



- Double depth unit.
- Supplied with shoe storage with capacity for 24 pairs of shoes.
- Powder coated Dark Grey frame.

**Double Depth Bench** - Shoe Storage

Size H. W. D.	Description	Code	Price
450.1500.600	Double Depth	FCBENDS6B	£673.90

## SINGLE DEPTH BENCH - STANDARD



- Single depth unit.
- Powder coated Dark Grey frame.

**Single Depth Bench** - Standard

Size H. W. D.	Option	Code	Price
450.1500.300	Standard Bench	FCBENSS3F	£341.78

## SINGLE DEPTH BENCH &amp; UNDER SEAT TRAY



- Single depth unit.
- Powder coated Dark Grey frame.

**Single Depth Bench** - Under Seat Tray

Size H. W. D.	Option	Code	Price
450.1500.300	Bench & Under Seat Tray	FCBENSS3T	£365.94



DOUBLE DEPTH - STANDARD BENCH



- Optional under seat shoe storage available.
- Durable solid oak slatted seat.

Double Depth - Standard Bench

Size H. W. D.	Option	Code	Price
450.1500.600	Standard Bench	FCBENDS6F	£421.49

DOUBLE DEPTH BENCH & UNDER SEAT TRAY



- Optional under seat shoe storage available.
- Durable solid oak slatted seat.

Double Depth - Bench & Under Seat Tray

Size H. W. D.	Option	Code	Price
450.1500.600	Bench & Under Seat Tray	FCBENDS6T	£541.05

WALL MOUNTED COAT RAILS - 6 HOOKS



- Durable solid oak coat rail.
- Fitted with 6 double aluminium hooks.
- Supplied with key hole fixing plate.

Wall Mounted Coat Rails - 6 Hooks

Width	Hooks	Code	Price
1200	6	FCHKRL12X	£79.71

WALL MOUNTED COAT RAILS - 8 HOOKS



- Durable solid oak coat rail.
- Fitted with 8 double aluminium hooks.
- Supplied with key hole fixing plate.

Wall Mounted Coat Rails - 8 Hooks

Width	Hooks	Code	Price
1800	8	FCHKRL18X	£92.99

SCHOOL WALL MOUNTED COAT RAILS - 6 HOOKS



- Durable solid oak coat rail.
- Fitted with 6 durable plastic coloured double hooks
- Supplied with key hole fixing plate.

School Wall Mounted Coat Rails - 6 Hooks

Width	Hooks	Code	Price
1200	6	FCJNRL12XXXX	£91.79

SCHOOL WALL MOUNTED COAT RAILS - 8 HOOKS



- Durable solid oak coat rail.
- Fitted with 8 durable plastic coloured double hooks
- Supplied with key hole fixing plate.

School Wall Mounted Coat Rails - 8 Hooks

Width	Hooks	Code	Price
1800	8	FCJNRL8XXXXX	£107.49

WORKBENCHES

EUROSLIDE

CUPBOARDS

LOCKERS

WORKSTATIONS

CYCLE PARKING

SMOKING SHELTERS

TRUCKS & TROLLEYS

CANTEEN FURNITURE

PALLETS

BARRIERS

WORKBENCHES

EUROSLIDE

CUPBOARDS

LOCKERS

WORKSTATIONS

CYCLE PARKING

SMOKING SHELTERS

TRUCKS & TROLLEYS


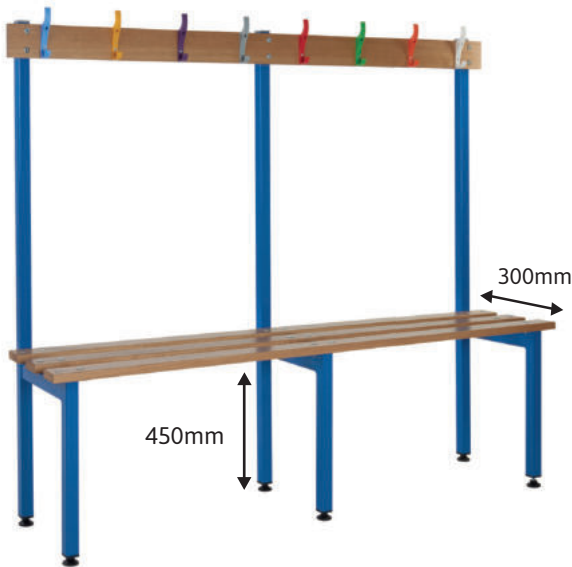
CANTEEN FURNITURE

PALLETS

BARRIERS



**£335.74** FROM



Our School Cloakroom Benches offer any primary school or nursery a fully welded robust bench with an overall height of 1200mm. This range comes in either a single or double depth bench with heavy duty colourful plastic coat hooks, and hard wearing 20mm solid oak slats providing durability throughout the bench.

- Fully welded robust frames.
- Durable, hard wearing 20mm solid oak slats.
- Bright and bold heavy duty plastic hooks in a mix of colours.
- Powder coated framework in a range of vibrant colours with Germ Guard Active Technology anti-bacterial paint.
- Adjustable feet for easy levelling.

**School Single Depth Island Bench** - Overall Height 1200mm / Seat Height 450mm

Size L. W. D.	Hooks	Code	Price
1200.1000.300	5	FCJUN121030	£335.74
1200.1500.300	8	FCJUN121530	£382.84
1200.2000.300	12	FCJUN122030	£507.24

**School Double Depth Island Bench** - Overall Height 1200mm / Seat Height 450mm

Size H. W. D.	Hooks	Code	Price
1200.1000.600	10	FCJUN121060	£510.86
1200.1500.600	16	FCJUN121560	£642.50
1200.2000.600	24	FCJUN122060	£864.72

## COLOUR OPTIONS

Please add corresponding letters to the end of the code





**£160.63** FROM

WORKBENCHES

EUROSLIDE

CUPBOARDS

LOCKERS

WORKSTATIONS

CYCLE PARKING

SMOKING SHELTERS

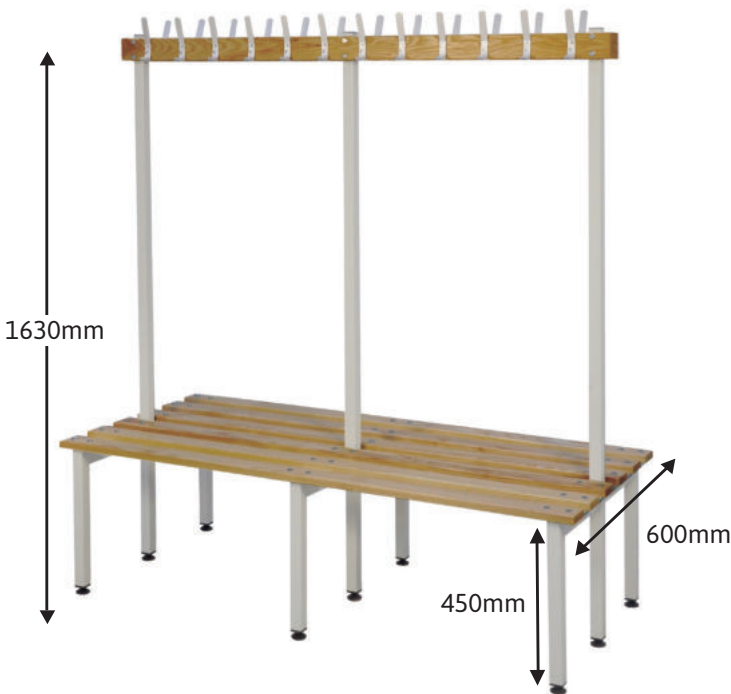
TRUCKS & TROLLEYS

CANTEEN FURNITURE

PALLETS

BARRIERS

## ISLAND BENCHES



A robust and economic range of cloakroom furniture, with solid oak slats. Powder coated in colours to match or contrast your locker doors.

- Welded frames.
- 20mm solid oak slats.
- Powder coated with Germ Guard Active Technology paint.
- Adjustable feet for easy levelling.
- Fitted with aluminium hooks.

## BENCH SEATING



### Island Benches - Overall Height 1630mm / Seat Height 450mm

Size H. W. D.	Single Unit	Price	Size H. W. D.	Double Unit	Price
1630.1000.300	FCSFP103045	£304.34	1630.1000.600	FCDFP106045	£442.02
1630.1500.300	FCSFP153045	£336.95	1630.1500.600	FCDFP156045	£555.55
1630.2000.300	FCSFP203045	£442.02	1630.2000.600	FCDFP206045	£739.12

### Bench Seating - Seat Height 450mm

Size H. W. D.	Single Unit	Price	Size H. W. D.	Double Unit	Price
450.1000.300	FBSFP103045	£160.63	1630.1000.600	FBDFFP106045	£278.98
450.1500.300	FBSFP153045	£195.65	1630.1500.600	FBDFFP156045	£355.07
450.2000.300	FBSFP203045	£306.76	1630.2000.600	FBDFFP206045	£484.29


## COLOUR OPTIONS

Please add corresponding letters to the end of the code





A range of lock options are available to suit the individual usage of our locker products. Please note that some locks may not be compatible with every locker design. Our sales department will be happy to assist with any enquiry regarding the compatibility of these lock options.



## Lock Options

	Lock Type	Code	Price
A	QMP Mechanical Combination	L2COMLKA2800	POA
B	Digital Keypad	L2ELECOMBLCK	POA
C	Combination Padlock	L2UPROGCOMLK	£20.53
D	Cam Lock with 2 Keys	L2CAMLCKZZXX	£7.25
E	Swivel Latch	L2LATCHLOCKX	£7.25
F	Moisture Resistant Cam Lock	L2CAMLCKWET	POA
G	Dual Pound Coin Return Lock	L2COINRT1XXX	£38.65
H	Dual Pound Coin Retain Lock	L2CNRETAIN1X	POA

## LOCKER SLOPING TOPS

Keep staff rooms and locker rooms neat and tidy by upgrading your lockers with a Sloping Top.

- Locker Sloping Tops discourage the placement of unwanted articles on top of the locker unit.
- Powder Coated Light Grey with Germ Guard Active Technology Paint.
- Standard Sloping Top or Galvanised Sloping Tops available, ideal for areas with high levels of moisture such as shower rooms or areas where regular cleaning is required.
- Sloping tops can be specified at time of order or retro fitted later.

**Please Note: A rivet gun is required to install sloping tops.**



### Locker Sloping Tops - Dimensions/Codes

Height	To Fit	Powder Coated	Price	Galvanised & Powder Coated	Price
150	W. 300 D. 300	L2SLT3030LXX	<b>£10.87</b>	L2SLT3030LGV	<b>£10.87</b>
	W. 300 D. 450	L2SLT3045LXX	<b>£12.08</b>	L2SLT3045LGV	<b>£13.28</b>
	W. 380 D. 380	L2SLT3838LXX	<b>£13.28</b>	L2SLT3838LGV	<b>£13.28</b>
	W. 450 D. 450	L2SLT4545LXX	<b>£15.70</b>	L2SLT4545LGV	<b>£16.91</b>

## LOCKER STANDS

Locker Stands raise the height of locker nests by 150mm.

- Locker stands promote cleanliness and hygiene levels by allowing access to floor for cleaning.
- Fitted with adjustable feet making them ideal for nesting lockers on uneven floors.
- Up to 6 sizes available to suit your locker room configuration.
- Powder Coated Light Grey with Germ Guard Active Technology Paint.
- Standard or Splash Locker Stands available, ideal for areas with high levels of moisture such as shower rooms or areas where regular cleaning is required.



### Locker Stands

To Suit	Configuration (To Fit)	H.W.D	Code	Price:
300.300	1 Locker	150.300.300	L2ST153030LX	<b>£21.74</b>
	2 Lockers	150.600.300	L2ST156030LX	<b>£26.57</b>
	3 Lockers	150.900.300	L2ST159030LX	<b>£32.61</b>
	4 Lockers	150.1200.300	L2ST151230LX	<b>£41.06</b>
	5 Lockers	150.1500.300	L2ST151530LX	<b>£54.35</b>
	6 Lockers	150.1800.300	L2ST151830LX	<b>£60.39</b>
300.450	1 Locker	150.300.450	L2ST153045LX	<b>£21.74</b>
	2 Lockers	150.600.450	L2ST156045LX	<b>£26.57</b>
	3 Lockers	150.900.450	L2ST159045LX	<b>£32.61</b>
	4 Lockers	150.1200.450	L2ST151245LX	<b>£41.06</b>
	5 Lockers	150.1500.450	L2ST151545LX	<b>£54.35</b>
	6 Lockers	150.1800.450	L2ST151845LX	<b>£60.39</b>
380.380	1 Locker	150.380.380	L2ST153838LX	<b>£22.95</b>
	2 Lockers	150.750.380	L2ST157638LX	<b>£28.99</b>
	3 Lockers	150.1140.380	L2ST151138LX	<b>£44.69</b>
	4 Lockers	150.1520.380	L2ST151538LX	<b>£56.76</b>
450.450	1 Locker	150.450.450	L2ST154545LX	<b>£25.36</b>
	2 Lockers	150.900.450	L2ST159045LX	<b>£32.61</b>
	3 Lockers	150.1350.450	L2ST151345LX	<b>£47.10</b>
	4 Lockers	150.1800.450	L2ST151844LX	<b>£61.59</b>

### Splash Locker Stands

To Suit	Configuration (To Fit)	H.W.D	Code	Price:
300.300	1 Locker	150.300.300	L2ST153030LG	<b>£35.02</b>
	2 Lockers	150.600.300	LTST156030LG	<b>£39.85</b>
	3 Lockers	150.900.300	LTST159030LG	<b>£44.69</b>
	4 Lockers	150.1200.300	LTST151230LG	<b>£53.14</b>
	5 Lockers	150.1500.300	LTST151530LG	<b>£66.42</b>
	6 Lockers	150.1800.300	LTST151830LG	<b>£73.67</b>
300.450	1 Locker	150.300.450	L2ST153045LG	<b>£35.02</b>
	2 Lockers	150.600.450	L2ST156045LG	<b>£39.85</b>
	3 Lockers	150.900.450	L2ST159045LG	<b>£44.69</b>
	4 Lockers	150.1200.450	L2ST151245LG	<b>£53.14</b>
	5 Lockers	150.1500.450	L2ST151545LG	<b>£66.42</b>
	6 Lockers	150.1800.450	L2ST151845LG	<b>£73.67</b>
380.380	1 Locker	150.380.380	L2ST153838LG	<b>£36.23</b>
	2 Lockers	150.750.380	L2ST157638LG	<b>£42.27</b>
	3 Lockers	150.1140.380	L2ST151138LG	<b>£56.76</b>
	4 Lockers	150.1520.380	L2ST151538LG	<b>£70.05</b>
450.450	1 Locker	150.450.450	L2ST154545LG	<b>£38.65</b>
	2 Lockers	150.900.450	L2ST159045LG	<b>£44.69</b>
	3 Lockers	150.1350.450	L2ST151345LG	<b>£60.39</b>
	4 Lockers	150.1800.450	L2ST151844LG	<b>£62.80</b>

WORKBENCHES

EUROSLIDE

CUPBOARDS

LOCKERS

WORKSTATIONS

CYCLE PARKING

SMOKING SHELTERS

TRUCKS & TROLLEYS

CANTEEN FURNITURE

PALLETS

BARRIERS

WORKBENCHES

EUROSLIDE

CUPBOARDS

LOCKERS

WORKSTATIONS

CYCLE PARKING

SMOKING SHELTERS

TRUCKS & TROLLEYS



CANTEEN FURNITURE

PALLETS

BARRIERS



	Type	To Fit	Powder Coated	Price
A	Coat Hook	-	L2COATHOZZXX	£3.62
B	Coat Hook & Rail	-	L2COATRLZZXX	£7.25
C	Vertical Divider	D. 300	CVD/30	£30.19
		D. 380	CVD/38	£37.44
		D. 450	CVD/46	£42.27



	Type	To Fit	Code	Price
D	Additional Locker Shelves	W. 300 D. 300	L2LS30301LXX	£13.28
		W. 300 D. 450	L2LS30451LXX	£15.70
		W. 380 D. 380	L2LS38381LXX	£15.70
		W. 450 D. 450	L2LS45451LXX	£19.32
E	Perforated Shelf	-	PS	POA
F	Perforated Base	-	PB	POA
G	Number Plates - Self Adhesive Batch of 50	-	LNP	£111.11



	Type	300mm	Price	600mm	Price	900mm	Price	1200mm	Price	1500mm	Price	1800mm	Price
H	Skirted Electric Heater	-	-	SLS/600	£160.63	SLS/900	£171.49	SLS/1200	£202.90	SLS/1500	£239.13	SLS/1800	£268.11
I	Combi Seat and Stand	L2SE333030LX	£71.25	L2SE336030LX	£78.50	L2SE339030LX	£91.79	L2SE331230LX	£106.28	L2SE331530LX	£164.25	L2SE331830LX	£195.65
J	Locker Seat	LSS/300	£91.79	LSS/600	£105.07	LSS/900	£124.39	LSS/1200	£146.13	LSS/1500	£218.60	LSS/1800	£256.03



# WORKSTATIONS

- 156 Team Leader Workstations
- 160 Flat & Sloping Top Workstations
- 162 Computer Workstations



WORKBENCHES

EUROSLIDE

CUPBOARDS

LOCKERS

WORKSTATIONS

CYCLE PARKING

SMOKING SHELTERS

TRUCKS &amp; TROLLEYS

CANTEEN FURNITURE

PALLETS

BARRIERS

WORKBENCHES

EUROSLIDE

CUPBOARDS

LOCKERS

WORKSTATIONS

CYCLE PARKING

SMOKING SHELTERS

TRUCKS & TROLLEYS

CANTEEN FURNITURE

PALLETS

BARRIERS



Team Leader Workstation shown with Dark Blue Triple Drawer & Cupboard Unit.

A range of robustly constructed workstations designed for Team Leaders, Supervisors or Line Managers. Fully welded steel frame work ideal for tough environments. With a range of accessories for both above and below the workstation. The compact design recognises the pressure on factory workspace but still allows the team leader to have a workstation with everything they need. Colour coordinated range of tops for area segregation are available.

- Two depths available, 460mm and 600mm.
- Full range of accessories.
- Sloping and Flat Top versions available.
- Fully welded robust frame.
- Ideal for standing at to improve health and fitness, but can be used in conjunction with an industrial stool or chair.
- Order quantities may apply, please speak to the sales team.



Team Leader Workstation - Sloping Top

Description	Size H.W.D.	Code	Price
Sloping Top	1060.1000.460	TLS1010461LX	£275.36
Sloping Top	1060.1000.600	TLS1010601LX	£291.06



Team Leader Workstation - Flat Top

Description	Size H.W.D.	Code	Price
Flat Top	920.1000.460	TLF9210461LX	£275.36
Flat Top	920.1000.600	TLF9210601LX	£291.06



5 DAY  
DELIVERY

Team Leader Workstation - Single Drawer

Description	Size H.W.D.	Code	Price
Sloping Top	1060.1000.460	TLS1010462LX	£460.14
Sloping Top	1060.1000.600	TLS1010602LX	£475.84
Flat Top	920.1000.460	TLF9210462LX	£460.14
Flat Top	920.1000.600	TLF9210602LX	£475.84

Team Leader Workstation - Two Single Drawers

Description	Size H.W.D.	Code	Price
Sloping Top	1060.1000.460	TLS1010463LX	£644.92
Sloping Top	1060.1000.600	TLS1010603LX	£660.62
Flat Top	920.1000.460	TLF9210463LX	£644.92
Flat Top	920.1000.600	TLF9210603LX	£660.62



5 DAY  
DELIVERY

Team Leader Workstation - Cupboard

Description	Size H.W.D.	Code	Price
Sloping Top	1060.1000.460	TLS1010464LX	£440.81
Sloping Top	1060.1000.600	TLS1010604LX	£485.50
Flat Top	920.1000.460	TLF9210464LX	£440.81
Flat Top	920.1000.600	TLF9210604LX	£485.50

Team Leader Workstation - Single Drawer & Cupboard

Description	Size H.W.D.	Code	Price
Sloping Top	1060.1000.460	TLS1010465LX	£625.59
Sloping Top	1060.1000.600	TLS1010605LX	£641.29
Flat Top	920.1000.460	TLF9210465LX	£625.59
Flat Top	920.1000.600	TLF9210605LX	£641.29

WORKBENCHES

EUROSLIDE

CUPBOARDS

LOCKERS

WORKSTATIONS

CYCLE PARKING

SMOKING SHELTERS

TRUCKS & TROLLEYS

CANTEEN FURNITURE

PALLETS

BARRIERS





# TEAM LEADER WORKSTATIONS

WORKBENCHES

EUROSLIDE

CUPBOARDS

LOCKERS

WORKSTATIONS

CYCLE PARKING

SMOKING SHELTERS

TRUCKS & TROLLEYS

CANTEEN FURNITURE

PALLETS

BARRIERS



**5 DAY  
DELIVERY**

## Team Leader Workstation - Triple Drawer

Description	Size H.W.D.	Code	Price
Sloping Top	1060.1000.460	<b>TLS1010466LX</b>	<b>£626.80</b>
Sloping Top	1060.1000.600	<b>TLS1010606LX</b>	<b>£641.29</b>
Flat Top	920.1000.460	<b>TLF9210466LX</b>	<b>£626.80</b>
Flat Top	920.1000.600	<b>TLF9210606LX</b>	<b>£641.29</b>

## Team Leader Workstation - Triple Drawer & Single Drawer

Description	Size H.W.D.	Code	Price
Sloping Top	1060.1000.460	<b>TLS1010467LX</b>	<b>£811.58</b>
Sloping Top	1060.1000.600	<b>TLS1010607LX</b>	<b>£827.28</b>
Flat Top	920.1000.460	<b>TLF9210467LX</b>	<b>£811.58</b>
Flat Top	920.1000.600	<b>TLF9210607LX</b>	<b>£827.28</b>



**5 DAY  
DELIVERY**

## Team Leader Workstation - Double Cupboard

Description	Size H.W.D.	Code	Price
Sloping Top	1060.1000.460	<b>TLS1010468LX</b>	<b>£554.34</b>
Sloping Top	1060.1000.600	<b>TLS1010608LX</b>	<b>£568.83</b>
Flat Top	920.1000.460	<b>TLF9210468LX</b>	<b>£554.34</b>
Flat Top	920.1000.600	<b>TLF9210608LX</b>	<b>£568.83</b>

## Team Leader Workstation - Triple Drawer & Cupboard

Description	Size H.W.D.	Code	Price
Sloping Top	1060.1000.460	<b>TLS1010469LX</b>	<b>£792.26</b>
Sloping Top	1060.1000.600	<b>TLS1010609LX</b>	<b>£807.96</b>
Flat Top	920.1000.460	<b>TLF9210469LX</b>	<b>£792.26</b>
Flat Top	920.1000.600	<b>TLF9210609LX</b>	<b>£807.96</b>



Our Team Leader Workstation range allows you to build your own and select exactly what accessories and colour combination you require in your factory environment. With a comprehensive range of below and above workstation accessories available for you to specify.

WORKSTATION & WORKTOP OPTIONS



Team Leader Workstation Only			
Description	Size H.W.D.	Code	Price
Sloping Top	1060.1000.460	TLS1010461	£291.06
Sloping Top	1060.1000.600	TLS1010601	£306.76
Flat Top	920.1000.460	TLF9210461	£291.06
Flat Top	920.1000.600	TLF9210601	£306.76

FLAT/SLOPING TOP COLOUR OPTIONS

Please add corresponding letters to the end of the desk code.

KX

BX

RX

DRAWER & CUPBOARD OPTIONS AND ACCESSORIES

Single Drawer

Triple Drawer

Cupboard Unit

Double Cupboard Unit



Drawer & Cupboard Options			
Description	Size H.W.D.	Code	Price
Single Drawer	220.420.420	BEDR04021	£213.76
Triple Drawer	435.420.420	BEDR04043	£405.79
Cupboard Unit	435.420.420	BECU04041	£192.03
Double Cupboard Unit	570.850.450	CG8557451	£288.64

DRAW & CUPBOARD COLOUR OPTIONS

Please add corresponding letters to the end of the desk code.

KX

BX

RX

Team Leader Workstations - Accessories		
Description	Code	Price
760mm Rear Support Posts	BESP760SXXX	£91.79
1180mm Rear Support Posts	BESP1180SXXX	£111.11
Upper shelf 300mm Laminate for 1000mm desk	BEUS1000PXXX	£118.36
Shelf Backstop for 1000m desk	BESB1000XLXX	£33.82
Louvred back panel for 1000mm desk (Light Grey)	BELO4810IXXX	£161.83
Pin Board attachment (For Louvred back panel)	BENP3037XXXX	£59.18
Magnetic back panel (Light Grey)	MGBACKBDXXXX	£112.32
Tool Panel (Light Grey)	BELO4810ALSH	£161.83

WORKBENCHES

EUROSLIDE

CUPBOARDS

LOCKERS

WORKSTATIONS

CYCLE PARKING

SMOKING SHELTERS

TRUCKS & TROLLEYS

CANTEEN FURNITURE

PALLETS

BARRIERS

## DRAWER & SHELF WORKSTATION



- Supplied with 2 shelves as standard.

- Ideal for paperwork based environments including goods inwards, dispatch and assembly areas.
- Available with cupboard or open shelves.
- Fitted with lockable storage drawer and two powder coated adjustable shelves.
- Accessories available including backboard, tool clips, extra shelves, mobile bases and ring-binder holder.
- Sloping top available for ease of use as a writing station.
- Available with various drawer options including, single drawer, double drawer and double length drawer.
- Other colours available, minimum order quantity applies.

### Sloping Top Workstation - Drawer & Shelf

Size H.W.D.	Code	Price
1100.920.450	DW119245DS	<b>£483.08</b>

### Flat Top Workstation - Drawer & Shelf

Size H.W.D.	Code	Price
980.920.450	DW989245DS	<b>£451.68</b>

## COLOUR OPTIONS

Please add corresponding letters to the end of the code



## DOUBLE DRAWER WORKSTATION



- Supplied with 2 shelves as standard.

### Sloping Top Workstation - Double Drawer

Size H.W.D.	Code	Price
1100.920.450	DW119245DD	<b>£611.10</b>

### Flat Top Workstation - Double Drawer

Size H.W.D.	Code	Price
980.920.450	DW989245DD	<b>£579.70</b>

## SINGLE DRAWER WORKSTATION



- Supplied with 2 shelves as standard.

### Sloping Top Workstation - Single Drawer

Size H.W.D.	Code	Price
1100.920.450	DW119245SD	<b>£722.21</b>

### Flat Top Workstation - Single Drawer

Size H.W.D.	Code	Price
980.920.450	DW989245SD	<b>£690.81</b>



SINGLE WIDTH WORKSTATION



• Supplied with 2 shelves as standard.

Sloping Top Workstation - Single Width		
Size H.W.D.	Code	Price
1100.600.450	DW116045SW	£394.92

Flat Top Workstation - Single Width		
Size H.W.D.	Code	Price
980.600.450	DW986045SW	£355.07

OPEN FRONTED WORKSTATION




• Supplied with 2 shelves as standard.

Sloping Top Workstation - Open Fronted		
Size H.W.D.	Code	Price
1100.920.450	DW119246X	£460.14

Flat Top Workstation - Open Fronted		
Size H.W.D.	Code	Price
980.920.450	DW989246O	£416.66

WORKSTATION ACCESSORIES

Standard Workstation - Accessories			
Key	Description	Code	Price
A	Backboard - Single Magnetic	DKBACKSMAGXX	£117.15
B	Backboard - Single Peg Board	DKBACKSPEGXX	£144.93
C	Backboard - Double Magnet & Peg	DKBACKBDXXXX	£185.99
-	Tool Clip Kit (Pack Of 6)	BETCLIPSXXXX	£30.19
-	Magnetic Pins (Pack Of 6)	DKMAGPINQXXX	£33.82
-	Double Width Mobile Base With Castors	DKCASTORXXXX	£88.16
D	Extra Shelf - Single Width	ITWFSSHELF48	£30.19
D	Extra Shelf - Double Width	ITWFDSHELF90	£50.72
E	Ring Binder Holder - Double Width	ITWRHOLDER82	£263.28



COLOUR OPTIONS

Please add corresponding letters to the end of the code



WORKBENCHES

EUROSLIDE

CUPBOARDS

LOCKERS

WORKSTATIONS

CYCLE PARKING

SMOKING SHELTERS

TRUCKS & TROLLEYS

CANTEEN FURNITURE

PALLETS

BARRIERS



**£451.68** FROM

• Supplied with 2 shelves as standard.

- Ideal for storing IT equipment in industrial workplace environments.
- Open drawer for easy access to keyboard.
- Provides security and protection for computer systems in the workplace.
- All in one storage for industrial computer workstations.
- Accessories available including, monitor unit, pull out shelf, internal drawer, extra shelf, sloping top and ring-binder holder.
- Other colours available, minimum order quantity applies.

#### Single Width Flat Top Computer Workstations

Description	Size H.W.D.	Code	Price
Including Monitor Holder	1580.600.450	ITSM986045	<b>£560.38</b>
Without Monitor Holder	980.600.450	ITWS986045	<b>£451.68</b>

#### Double Width Flat Top Computer Workstations

Description	Size H.W.D.	Code	Price
Including Monitor Holder	1580.920.450	ITDM989245	<b>£722.21</b>
Without Monitor Holder	980.920.450	ITWD989245	<b>£600.23</b>

#### Sloping Top - To Fit Workstation

Size W.D.	Code	Price
320.450	ITSLOPT3245X	<b>£53.14</b>

## COLOUR OPTIONS

Please add corresponding letters to the end of the code



## SINGLE/DOUBLE WORKSTATION ACCESSORIES



#### Drawer - Single Width

Size H.W.D.	Code	Price
80.420.400	ITWDRWRS42	<b>£129.22</b>



#### Fixed Shelf - Single Width

Size H.W.D.	Code	Price
25.480.400	ITWFSSELF48	<b>£30.19</b>



#### Pull Out Shelf - Single Width

Size H.W.D.	Code	Price
45.420.400	ITWPSSSELF42	<b>£91.79</b>

#### Drawer - Double Width

Size H.W.D.	Code	Price
80.840.400	ITWDRWRD84	<b>£165.46</b>

#### Fixed Shelf - Double Width

Size H.W.D.	Code	Price
25.900.400	ITWFDSSELF90	<b>£50.72</b>

#### Pull Out Shelf - Double Width

Size H.W.D.	Code	Price
45.840.400	ITWPDSSELF84	<b>£129.22</b>

#### Computer Workstation - Accessories

Description	Code	Price
Backboard - Single Magnetic	DKBACKSMAGXX	<b>£117.15</b>
Backboard - Single Peg Board	DKBACKSPEGXX	<b>£144.93</b>
Backboard - Double Magnet & Peg	DKBACKBDXXXX	<b>£185.99</b>
Tool Clip Kit (Pack Of 6)	BETCLIPSXXXX	<b>£30.19</b>
Magnetic Pins (Pack Of 6)	DKMAGPINQXXX	<b>£33.82</b>
Mobile Base With Castors - To Suit Double Width Workstation	DKCASTORXXXX	<b>£88.16</b>
Ring Binder Holder - Double Width	ITWRHOLDER82	<b>£263.28</b>



# CYCLE PARKING

- 164** Premier Cycle Shelters
- 165** Dudley Cycle Shelters
- 166** Kenilworth Cycle Shelters
- 167** Traditional Cycle Shelters
- 168** Compound Cycle Shelters
- 169** Wall Mounted Cycle Shelter
- 170** Traditional Cycle Racks
- 170** Scooter Racks
- 171** Sheffield Cycle Loops & Racks
- 172** Cost Saver Cycle Racks



WORKBENCHES

EUROSLIDE

CUPBOARDS

LOCKERS

WORKSTATIONS

CYCLE PARKING

SMOKING SHELTERS

TRUCKS &amp; TROLLEYS

CANTEEN FURNITURE

PALLETS

BARRIERS





Comes complete with twin-level integrated bike rack.

If sited within 5 miles of the coast, we strongly recommend an additional weather treatment for the steel work. This is available for a modest additional charge.

The Premier Cycle Shelter has a more curved, contemporary design intended to blend into both traditional and modern environments, providing tidy and secure storage of cycles on any site.

- Choice of perspex or powder coated steel side & back panels.
- Adjustable feet for on-site positioning.
- Parabolts for surface mounting included. Must be bolted to 250mm thick concrete for stability.
- On site installation available - please speak to sales.
- Comes complete with twin-level integrated bike rack for 8 bikes.
- Powder coated finish with a range of colours available.
- When ordering extension frame, please refer to colour code at bottom right of the page.

## SHELTER COLOUR OPTIONS

Please add corresponding letters to the end of the code



### Premier Cycle Shelter - Clear Perspex Sides

Size H.W.D.	Code	Initial	Extension
2320.3000.2100	SC223021X	£4,095.34	£4,095.34



## EXTENSION COLOUR OPTIONS

Please add corresponding letters to the end of the code



### Premier Cycle Shelter - Perforated Steel Sides

Size H.W.D.	Code	Initial	Extension
2320.3000.2100	SC223021P	£3,687.14	£3,687.14





Dudley Shelter shown with optional Sheffield Rack.

The Dudley Cycle Shelter combines contemporary design at a competitive price. This Shelter is available with a perspex roof and optional end panels in a galvanised and powder coated finish.

- Leg frames can either be bolted to the floor or grouted into the ground.
- Designed for use with our Sheffield Loops and Racks, please see page 171.
- Initial shelters can be linked side by side to form longer runs.
- Adjustable feet for on-site positioning.
- Supplied with a 4mm PETG perspex roof.
- Available in galvanised or galvanised and powder coated finish.
- Optional perspex end panels available



Sheffield Loops also available, please see Page 171.

COLOUR OPTIONS

Please add corresponding letters to the end of the code



Dudley Cycle Shelter - Dimensions/Codes

Height x Depth	Width	End Panel Options	Galvanised	Price	Galvanised & Powder Coated	Price
2230mm high 2150mm deep	2000	Without Perspex	SCDUD2020VXX	£1,679.92	SCDUD2020JX	£1,896.10
	4000		SCDUD4020VXX	£2,016.88	SCDUD4020JX	£2,268.08
	2000	With Perspex	SCDUD2020VPX	£2,039.82	SCDUD2020JP	£2,256.00
	4000		SCDUD4020VPX	£2,376.77	SCDUD4020JP	£2,627.98

WORKBENCHES

EUROSLIDE

CUPBOARDS

LOCKERS

WORKSTATIONS

CYCLE PARKING

SMOKING SHELTERS

TRUCKS & TROLLEYS

CANTEEN FURNITURE

PALLETS

BARRIERS





Kenilworth Shelter shown with 4 optional Sheffield Loops.

If sited within 5 miles of the coast, we strongly recommend an additional weather treatment for the steel work. This is available for a modest additional charge.

The Kenilworth is an attractive, cured cycle shelter, popular with schools and colleges and offers floor to roof level protection from the prevailing elements. This is a tough, robust structure with vandal resistant features.

- Powder coated finish in a range of RAL colours - also available fully galvanised.
- Leg frames can either be bolted to the floor or grouted into the ground.

- Designed for use with our Sheffield Loops and Racks, please see page 171.
- Initial shelters can be linked side by side to form longer runs.
- Supplied with a 5mm PETG perspex roof and sides.
- On site installation available - please speak to sales.

## COLOUR OPTIONS

Please add corresponding letters to the end of the code



### Kenilworth Cycle Shelter - Dimensions/Codes

Height x Depth	Width	Galvanised	Price	Powder Coated	Price
2230mm high 2150mm deep	2000	SCKN2020OVXX	£2,781.36	SCKN2020OJ	£2,781.36
	3000	SCKN3020OVXX	£3,045.84	SCKN3020OJ	£3,045.84
	4000	SCKN4020OVXX	£3,311.54	SCKN4020OJ	£3,311.54
	5000	SCKN5020OVXX	£3,576.03	SCKN5020OJ	£3,576.03





Traditional shelter shown with optional Traditional Rack.

If sited within 5 miles of the coast, we strongly recommend an additional weather treatment for the steel work. This is available for a modest additional charge.


The Traditional Cycle Shelter provides storage and security with a screened appearance for landscaped sites. Selected shelters can also be used for mixed parking of both cycles and motorcycles by fitting bike racks in one section.

- Robust all-weather construction.
- Choice of galvanised or powder coated sheet steel side & back panels.

- Adjustable feet for on site positioning.
- Parabolts for surface mounting included. Must be bolted to 250mm thick concrete for stability.
- Site survey and erection service available.
- Perforated panels are supplied powder coated in light grey as standard.
- Cycle racks sold separately, please see page 170.

## SHELTER COLOUR OPTIONS

Please add corresponding letters to the end of the code



## EXTENSION COLOUR OPTIONS

Please add corresponding letters to the end of the code



### Traditional Cycle Shelter - Galvanised Sides, Open Back

Size H.W.D.	Code	Initial	Extension
2180.2450.1900	SC211924G	£1,549.49	£1,341.77
2180.2450.2500	SC212524G	£1,682.34	£1,419.06
2180.3060.1900	SC211930G	£1,992.72	£1,859.87
2180.3060.2500	SC212530G	£2,161.80	£2,014.46

### Traditional Cycle Shelter - Galvanised Sides, Closed Back

Size H.W.D.	Code	Initial	Extension
2180.2450.1900	SC211924K	£1,785.00	£1,527.75
2180.2450.2500	SC212524K	£1,892.48	£1,606.25
2180.3060.1900	SC211930K	£2,216.15	£1,981.85
2180.3060.2500	SC212530K	£2,388.85	£2,055.52

### Traditional Cycle Shelter - Perforated Sides, Open Back

Size H.W.D.	Code	Initial	Extension
2180.2450.1900	SC211924B	£2,211.32	£1,986.68
2180.2450.2500	SC212524B	£2,421.46	£2,153.35
2180.3060.1900	SC211930B	£2,666.62	£2,486.67
2180.3060.2500	SC212530B	£2,973.38	£2,729.42

### Traditional Cycle Shelter - Perforated Sides, Closed Back

Size H.W.D.	Code	Initial	Extension
2180.2450.1900	SC211924C	£2,568.80	£2,288.61
2180.2450.2500	SC212524C	£2,766.86	£2,510.83
2180.3060.1900	SC211930C	£3,056.71	£2,834.50
2180.3060.2500	SC212530C	£3,380.38	£3,106.23





Shown with security canopy.

If sited within 5 miles of the coast, we strongly recommend an additional weather treatment for the steel work. This is available for a modest additional charge.

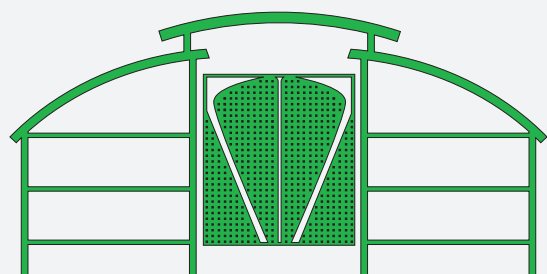

A stylish compound with facilities to house up to 48 bikes. Fitted with a curved roof, made from UV resistant opaque polycarbonate panels and optional central canopy for extra security and weather protection.

- Covered shelter for minimum of 16 bikes - larger sizes available to accommodate numbers.
- Attractive gate with hasp to take padlock - Padlock not provided.
- Side panels made from tough clear perspex.

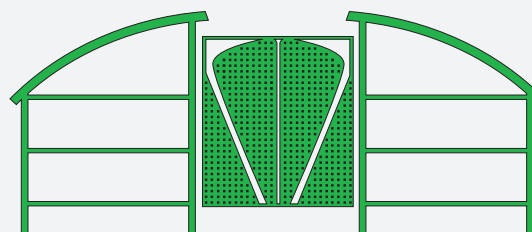
- Optional central security canopy.
- Comes complete with twin level bike racks.
- Must be bolted to 250mm thick concrete (fixings included).
- Powder coated finish with a range of colour available.
- Delivered in knock down form, installation available - please speak to sales for more information.

## COLOUR OPTIONS

Please add corresponding letters to the end of the code



Compound with lockable gate and security canopy



Compound with lockable gate

### Cycle Compound With Lockable Gate & Canopy - Dimensions/Codes

Size H.W.D.	Stores	Code	Price
2625.5500.3000	16 Bikes	SWC215530S2	£9,644.77
2625.5500.6000	32 Bikes	SWC215560S4	£15,429.70
2625.5500.9000	48 Bikes	SWC215590S6	£20,865.61

### Cycle Compound With Lockable Gate - Dimensions/Codes

Size H.W.D.	Stores	Code	Price
2325.5500.3000	16 Bikes	SWC215530G2	£9,031.26
2325.5500.6000	32 Bikes	SWC215560G4	£14,201.46
2325.5500.9000	48 Bikes	SWC215590G6	£19,118.05





If sited within 5 miles of the coast, we strongly recommend an additional weather treatment for the steel work. This is available for a modest additional charge.

A cost effective means of storing up to 6 bikes under cover, without the need for extensive ground works. Apart from the two front supporting legs, all parts mount to a suitable brick or stone wall.

- Robust all-weather construction.
- Comes complete with 3 Sheffield Loops for storing up to 6 bikes.
- Supplied in kit form with easy to follow instructions for on-site assembly and installation.
- Parabolts for front support legs included. Must be bolted to 250mm thick concrete - wall fixings not included.



COLOUR OPTIONS

Please add corresponding letters to the end of the code



Wall Mounted Cycle Shelter - For 6 Bikes

Size H.W.D.	Code	Price
2270.3000.1900	SCW223019*IX	£1,730.65

Wall Mounted Cycle Shelter Extension - For 6 Bikes

Size H.W.D.	Code	Price
2270.3000.1900	SCW223019*IE	£1,640.07

WORKBENCHES

EUROSLIDE

CUPBOARDS

LOCKERS

WORKSTATIONS

CYCLE PARKING

SMOKING SHELTERS

TRUCKS & TROLLEYS

CANTEEN FURNITURE

PALLETS

BARRIERS



A sturdy twin-level rack designed to fit in a Traditional Cycle Shelter - see page 167. Up to 8 bikes can be stored by bars that grip the bike wheels.

- Made from tubular steel.
- Simply bolts to floor.
- Fully welded - no assembly required.
- Suitable for use in a Traditional Shelter.
- Secure storage for up to 8 bikes.
- Powder coated dark Grey.




## Traditional Cycle Racks - Dimensions/Codes

Size H.W.D.	Stores	Code	Price
935.1750.600	6 Bikes	SRTRADCR6KXX	£339.37
935.2350.600	8 Bikes	SRTRADCR8KXX	£423.91

## SCOOTER RACKS

Stylish, robust and simple to use design. These racks are available in dark blue and are popular in schools and public places where security could be a concern.

- Powder Coated Dark Blue.
- Galvanised finish also available - please speak to sales.
- Supplied with floor bolts for concrete fixing.
- Single and double side option available.



## Scooter Racks - Dimensions/Codes

Size H.W.	Description	Stores	Code	Price
800.1050	Single Sided	10	SCOO18010BXX	£428.74
800.1050	Double Sided	20	SCOO28010BXX	£522.94



All **RED** product codes are available on 5 Day Delivery



Our range of Sheffield Loops are a classic design which allows the bicycle wheel and frame to be locked securely onto the stand by the user's own lock. Order quantities may apply, please speak to sales.

- Grouted loops are provided with 250mm length below ground as standard; longer lengths can be provided on request.

- Available as galvanised or galvanised and powder coated to any RAL colour - Non standard colours available at additional cost.
- Adjust loops are 800mm high x 715mm wide.
- Junior loops are 600mm high x 715mm wide.
- Order quantities may apply, please speak to sales.
- Sheffield loops can be surface mounted or grouted underground.

#### Sheffield Cycle Loops - Dimensions/Codes

Size	Mount Options	Galvanised	Price	Galvanised & Powder Coated	Price
Adult	Floor Mounted	<b>SRSHL8071FVX</b>	<b>£85.75</b>	SRSHL8071FJ	<b>£106.28</b>
	Grouted	<b>SRSHL1071GVX</b>	<b>£85.75</b>	SRSHL1071GJ	<b>£106.28</b>
Junior	Floor Mounted	SRSHL6071FVX	<b>£85.75</b>	SRSHL6071FJ	<b>£106.28</b>
	Grouted	SRSHL8571GVX	<b>£85.75</b>	SRSHL8571GJ	<b>£106.28</b>




#### COLOUR OPTIONS

Please add corresponding letters to the end of the code



## SHEFFIELD CYCLE RACKS



All **RED** product codes are available on 5 Day Delivery

**5 DAY DELIVERY**

**BEST SELLER**



Sheffield racks provide secure parking for anything from 4 bikes upwards. Toast racks are a popular purchase for use with our range of cycle shelters and compounds.

- Racks comprised of two or more Sheffield Loops.
- Units of five or more loops are available as galvanised only.
- Two to five loop units available as either galvanised or galvanised and powder coated.
- Sheffield racks are available using either Sheffield Adult or Junior Loops.
- Order quantities may apply, please speak to sales.

#### Sheffield Cycle Racks - Dimensions/Codes

Size	Loops	Galvanised	Price	Galvanised & Powder Coated	Price
Adult	2	<b>SRSHT80712VX</b>	<b>£332.12</b>	SRSHT80712J	<b>£332.12</b>
	3	<b>SRSHT80713VX</b>	<b>£498.78</b>	SRSHT80713J	<b>£498.78</b>
	4	<b>SRSHT80714VX</b>	<b>£665.45</b>	SRSHT80714J	<b>£665.45</b>
	5	<b>SRSHT80715VX</b>	<b>£832.11</b>	SRSHT80715J	<b>£832.11</b>
Junior	2	SRSHT60712VX	<b>£332.12</b>	SRSHT60712J	<b>£332.12</b>
	3	SRSHT60713VX	<b>£498.78</b>	SRSHT60713J	<b>£498.78</b>
	4	SRSHT60714VX	<b>£665.45</b>	SRSHT60714J	<b>£665.45</b>
	5	SRSHT60715VX	<b>£832.11</b>	SRSHT60715J	<b>£832.11</b>

WORKBENCHES

EUROSLIDE

CUPBOARDS

LOCKERS

WORKSTATIONS

CYCLE PARKING

SMOKING SHELTERS

TRUCKS &amp; TROLLEYS

CANTEN FURNITURE

PALLETs

BARRIERS



WORKBENCHES

EUROSLIDE

CUPBOARDS

LOCKERS

WORKSTATIONS

CYCLE PARKING

SMOKING SHELTERS

TRUCKS & TROLLEYS

CANTEEN FURNITURE

PALLETS

BARRIERS



## WALL MOUNTED

These cost effective cycle racks for one bike are available in three designs with a choice of 90° or 60° angle to the wall.

**5 DAY  
DELIVERY**

- Fully welded construction.
- Made from mild steel.
- Choice of 90° or 60° angles.
- Powder coated exterior grade black.
- Order quantities may apply, please speak to the sales team.

### Wall Mounted Cost Saver Bike Racks - H.400 x W.100 x D.260

Angle	Code	Price
90 Degrees	<b>SRCSM904011A</b>	<b>£47.10</b>
60 Degrees	<b>SRCSM604011A</b>	<b>£47.10</b>

## FLOOR MOUNTED

These cost effective cycle racks for one or two bikes are available for floor mounting onto concrete.



### Double Sided - H.560 x W.570 x D.120

Angle	Code	Price
2 Bikes	<b>SRCSFM25656A</b>	<b>£94.20</b>



### Single Sided - H.560 x W.310 x D.120

Capacity	Code	Price
1 Bike	<b>SRCSFM15631A</b>	<b>£66.42</b>



# SMOKING SHELTERS

- 174 Premier Smoking Shelters
- 175 Traditional Smoking Shelters
- 176 Wall Mounted Smoking Shelter
- 177 Smoking Canopy
- 178 Smoking Shelter Accessories



WORKBENCHES

EUROSLIDE

CUPBOARDS

LOCKERS

WORKSTATIONS

CYCLE PARKING

SMOKING SHELTERS

TRUCKS & TROLLEYS

CANTEEN FURNITURE

PALLETS

BARRIERS





Premier shelter shown with clear perspex sides.

If sited within 5 miles of the coast, we strongly recommend an additional weather treatment for the steel work. This is available for a modest additional charge.

The Premier Smoking Shelter has a curved roof made from translucent polycarbonate panels, giving up to 97% UV protection. The contemporary design enables employers to provide a modern and aesthetically pleasing smoking area away from main entrances and exits.

- Robust all-weather construction.
- Choice of clear perspex or powder coated steel perforated side & back panels.
- Adjustable feet for on-site positioning.
- More than 50% open area to allow rapid dispersal of cigarette fumes.
- Suitable for up to 9 people.
- Parabolts for surface mounting included. Must be bolted to 250mm thick concrete for stability.
- Site survey and instillation service available.
- Frame mounted seats available - Please see page 178.



Premier shelter shown with perforated steel sides.

## COLOUR OPTIONS

Please add corresponding letters to the end of the code



### Premier Smoking Shelters - Perforated Steel Sides

Size H.W.D.	Capacity	Code	Price
2320.3000.2100	9 People	SS223021P	£4,711.28

### Premier Smoking Shelters - Clear Perspex Sides

Size H.W.D.	Capacity	Code	Price
2320.3000.2100	9 People	SS223021X	£5,131.56





Traditional shelter shown with optional bench seating and smoking bin.

If sited within 5 miles of the coast, we strongly recommend an additional weather treatment for the steel work. This is available for a modest additional charge.

Legislation throughout the UK banning smoking in public places including the workplace has resulted in employers adopting new codes of practice to accommodate smokers. These shelters enable employers and establishments to create a designated smoking area away from main entrances and exits.

- Robust all-weather construction.
- 6mm clear perspex sides with choice of perforated steel or perspex back.
- Adjustable feet for on-site positioning.
- More than 50% open area to allow rapid dispersal of cigarette fumes.
- Smaller shelters suitable for up to 9 people, larger shelters for up to 12 people.
- Parabolts for surface mounting included. Must be bolted to 250mm thick concrete for stability.


Traditional Smoking Shelters - Perforated Steel Back

Size H.W.D.	Capacity	Code	Price
2180.2450.1900	7 People	SS212419P	£3,635.21
2180.2450.2500	9 People	SS212425P	£4,281.33
2180.3060.1900	9 People	SS213019P	£4,109.84
2180.3060.2500	12 People	SS213025P	£5,473.34



Traditional shelter with extension P.O.A

COLOUR  
OPTIONS



Traditional Smoking Shelters - Clear Perspex Back

Size H.W.D.	Capacity	Code	Price
2180.2450.1900	7 People	SS212419X	£3,909.36
2180.2450.2500	9 People	SS212425X	£4,601.38
2180.3060.1900	9 People	SS213019X	£4,425.05
2180.3060.2500	12 People	SS213025X	£5,819.95

WORKBENCHES

EUROSLIDE

CUPBOARDS

LOCKERS

WORKSTATIONS

CYCLE PARKING

SMOKING SHELTERS

TRUCKS & TROLLEYS

CANTEEN FURNITURE

PALLETS

BARRIERS





WORKBENCHES

EUROSLIDE

CUPBOARDS

LOCKERS

WORKSTATIONS

CYCLE PARKING

SMOKING SHELTERS

TRUCKS & TROLLEYS

CANTEEN FURNITURE

PALLETS

BARRIERS



If sited within 5 miles of the coast, we strongly recommend an additional weather treatment for the steel work. This is available for a modest additional charge.

Aimed at locations where space is at a premium, this shelter provides cover for up to 8 smokers.

- Robust all-weather construction.
- Greater than 50% open.
- Translucent polycarbonate roof provides up to 97% UV protection.
- Fixes to a suitable wall on one side (fixings not included) while supporting legs bolted to floor (Parabolts included). Must be bolted to 250mm thick concrete for stability.
- Site survey and erection service available.

Large Wall Mounted Smoking Shelter

Size H.W.D.	Capacity	Code	Price
2270.3000.1900	8 People	SS241930CWM	£1,369.54

COLOUR OPTIONS

Please add corresponding letters to the end of the code





5 DAY  
DELIVERY

BEST SELLER

If sited within 5 miles of the coast, we strongly recommend an additional weather treatment for the steel work. This is available for a modest additional charge.



Aimed at helping smaller companies comply with legislation governing smoking at work, this shelter provides cover for up to 3 smokers.

- Robust all-weather construction.
- Greater than 50% open.
- Translucent polycarbonate roof provides up to 97% UV protection.
- Simply bolts to a suitable wall (fixings not included).
- Site survey and erection service available.
- Order quantities may apply, please speak to sales.

Small Wall Mounted Smoking Shelter

Size H.W.D.	Capacity	Code	Price
1000.2000.1100	3 People	SS102011WM2	£821.24

COLOUR OPTIONS

Please add corresponding letters to the end of the code



- WORKBENCHES
- EUROSLIDE
- CUPBOARDS
- LOCKERS
- WORKSTATIONS
- CYCLE PARKING
- SMOKING SHELTERS
- TRUCKS & TROLLEYS
- CANTEEN FURNITURE
- PALLETS
- BARRIERS





## SMOKING BINS

### A. Smokers Pole

Size H.D.	Colour	Code	Price
1041. 324	Black	SMOKEPOLEBXX	£164.25
1041. 324	Silver	SMOKEPOLESXX	

### B. Wall Mounted Stainless Steel Bin

Size H.W.D.	Code	Price
280. 265. 110	SSWMTBINZZXX	£108.69

### C. Tuscan Smoking Bin

Size H.W.D.	Code	Price
1001. 311. 311	TUSCANSMBINB	£175.12

## FRAME MOUNTED SEATS For Premier Shelter

### D. Frame Mounted Seat - Front

Length	Code	Price
1260	S2INTPER1210	£236.71

### D. Frame Mounted Seat - Rear

Length	Code	Price
1400	S2INTPER1310	£264.49

## LIGHTING

### E. Bulkhead Light Unit

Size H.W.D.	Code	Price
110.210.210	SSBHLGHTZZXX	£194.44

## PERCH SEATS

### F. Stainless Steel Perch Seat

Size H.W.D.	Code	Price
900.1150.300	SSSSPSETZZXX	£419.08

### F. Powder Coated Perch Seat - Light Grey

Size H.W.D.	Code	Price
900.1150.300	SSPAPSETZLXX	£258.45



# TRUCKS & TROLLEYS

- 180** Boxwell Trolleys
- 181** Hazardous Boxwell Trolleys
- 182** Plywood Sided Trucks
- 183** Mesh Sided Trucks
- 184** Mobile Maintenance Trolleys
- 185** Mailroom Trolleys
- 185** Economy Shelf Trucks
- 186** Shelf Trucks
- 188** Platform Trucks
- 189** Packaging Trolleys
- 190** Sack Trucks



WORKBENCHES

EUROSLIDE

CUPBOARDS

LOCKERS

WORKSTATIONS

CYCLE PARKING

SMOKING SHELTERS

TRUCKS &amp; TROLLEYS

CANTEEN FURNITURE

PALLETES

BARRIERS



FROM  
**£650.96**

**BEST** SELLER

Boxwell shown with doors.

Boxwell shown without doors.



The mobile Boxwell Trolleys offer shelving and transportation for warehouses, workshop storage and work in transit.

- Available with or without fitted doors.
- 2 adjustable plywood or steel shelves - 100kg UDL load capacity per shelf.
- 500kg maximum load capacity
- Fitted with 2 fixed and 2 swivel heavy duty castors.
- Powder coated in our range of standard colours.



## COLOUR OPTIONS

Please add corresponding letters to the end of the code



### Boxwell Trolleys - Without Doors

Size H.W.D.	Shelf Option	Code	Price
1355.900.600	Plywood	XW139060P	£687.19
	Steel	XW139060M	£650.96
1355.1200.600	Plywood	XW131260P	£741.53
	Steel	XW131260M	£702.89
1655.900.600	Plywood	XW169060P	£722.21
	Steel	XW169060M	£688.39
1655.1200.600	Plywood	XW161260P	£780.18
	Steel	XW161260M	£743.95
1955.900.600	Plywood	XW199060P	£753.61
	Steel	XW199060M	£718.59
1955.1200.600	Plywood	XW191260P	£812.79
	Steel	XW191260M	£776.56
Extra Shelf 900.600	Plywood	XWES9060PB	£72.46
	Steel	XWES9060M	£60.39
Extra Shelf 1200.600	Plywood	XWES1260PB	£74.88
	Steel	XWES1260M	£62.80

### Boxwell Trolleys - With Doors

Size H.W.D.	Shelf Option	Code	Price
1355.900.600	Plywood	XD139060P	£855.06
	Steel	XD139060M	£821.24
1355.1200.600	Plywood	XD131260P	£923.90
	Steel	XD131260M	£886.46
1655.900.600	Plywood	XD169060P	£900.65
	Steel	XD169060M	£865.93
1655.1200.600	Plywood	XD161260P	£972.21
	Steel	XD161260M	£935.98
1955.900.600	Plywood	XD199060P	£946.84
	Steel	XD199060M	£910.61
1955.1200.600	Plywood	XD191260P	£1,022.93
	Steel	XD191260M	£984.28
Extra Shelf 900.600	Plywood	XWES9060PB	£72.46
	Steel	XWES9060M	£60.39
Extra Shelf 1200.600	Plywood	XWES1260PB	£74.88
	Steel	XWES1260M	£62.80





These Hazardous Boxwell Trolleys are ideal for transports and storage of parts and equipment. Used for the safe and secure storage of valuable and hazardous items between storage, production and work areas.

- Available with or without fitted doors.
- 2 adjustable plywood or steel shelves - 100kg UDL load capacity per shelf.
- 500kg maximum load capacity.
- Fitted with 2 fixed and 2 swivel heavy duty castors.
- Pressed metal top base for strength.

## Hazardous Boxwell Trolleys - Without Doors

Size H.W.D.	Shelf Option	Code	Price
1355.900.600	Plywood	XW139060HZPY	<b>£725.83</b>
	Steel	XW139060HZMY	<b>£689.60</b>
1355.1200.600	Plywood	XW131260HZPY	<b>£762.07</b>
	Steel	XW131260HZMY	<b>£723.42</b>
1655.900.600	Plywood	XW169060HZPY	<b>£760.86</b>
	Steel	XW169060HZMY	<b>£727.04</b>
1655.1200.600	Plywood	XW161260HZPY	<b>£799.50</b>
	Steel	XW161260HZMY	<b>£763.27</b>
1955.900.600	Plywood	XW199060HZPY	<b>£792.26</b>
	Steel	XW199060HZMY	<b>£757.23</b>
1955.1200.600	Plywood	XW191260HZPY	<b>£830.90</b>
	Steel	XW191260HZMY	<b>£795.88</b>
Extra Shelf 900.600	Plywood	XWES9060PBXX	<b>£72.46</b>
	Steel	XWES9060MYXX	<b>£60.39</b>
Extra Shelf 1200.600	Plywood	XWES1260PBXX	<b>£74.88</b>
	Steel	XWES1260MBYX	<b>£62.80</b>



## Hazardous Boxwell Trolleys - With Doors

Size H.W.D.	Shelf Option	Code	Price
1355.900.600	Plywood	XD139060HZPY	<b>£893.71</b>
	Steel	XD139060HZMY	<b>£859.89</b>
1355.1200.600	Plywood	XD131260HZPY	<b>£938.39</b>
	Steel	XD131260HZMY	<b>£903.37</b>
1655.900.600	Plywood	XD169060HZPY	<b>£939.60</b>
	Steel	XD169060HZMY	<b>£904.57</b>
1655.1200.600	Plywood	XD161260HZPY	<b>£985.49</b>
	Steel	XD161260HZMY	<b>£950.47</b>
1955.900.600	Plywood	XD199060HZPY	<b>£985.49</b>
	Steel	XD199060HZMY	<b>£950.47</b>
1955.1200.600	Plywood	XD191260HZPY	<b>£1,035.01</b>
	Steel	XD191260HZMY	<b>£997.57</b>
Extra Shelf 900.600	Plywood	XWES9060PBXX	<b>£72.46</b>
	Steel	XWES9060MYXX	<b>£60.39</b>
Extra Shelf 1200.600	Plywood	XWES1260PBXX	<b>£74.88</b>
	Steel	XWES1260MBYX	<b>£62.80</b>



WORKBENCHES

EUROSLIDE

CUPBOARDS

LOCKERS

WORKSTATIONS

CYCLE PARKING

SMOKING SHELTERS

TRUCKS & TROLLEYS

CANTEEN FURNITURE

PALLETS

BARRIERS



Plywood Sided Trucks with open, half or fully closed sides for load retention and safety. Designed with handles to allow users to easily move the trolley from room to room. Ideal for the storage and transport of goods up to a maximum weight of 350kg UDL. High quality castors make it easy to manoeuvre the trolley even when at maximum capacity.

- Designed for doorway and narrow aisle access.
- Removable long sides panels.
- 350kg capacity UDL.
- Fitted with 2 fixed and 2 swivel heavy duty castors.
- Fully welded construction.



3 Sided Plywood Truck



3 & 1/2 Sided Plywood Truck



4 Sided Plywood Truck

**COLOUR OPTIONS**

Please add corresponding letters to the end of the code



**Plywood Sided Trucks - Dimensions/Codes**

Size H.W.D.	3 Sided Trucks	Price	3 1/2 Sided Trucks	Price	4 Sided Trucks	Price
830.600.900	RTBT3690P	£577.29	RTBT3569P	£599.02	RTBT4690P	£628.01
830.600.1200	RTBT3612P	£626.80	RTBT3561P	£649.75	RTBT4612P	£685.98



**£596.61** FROM

Mesh Sided Trucks with open, half or fully closed sides for load retention and safety. Designed with handles to allow users to easily move the trolley from room to room. Ideal for the storage and transport of goods up to a maximum weight of 350kg UDL. High quality castors make it easy to manoeuvre the trolley even when at maximum capacity.

- Designed for doorway and narrow aisle access.
- Removable long sides panels.
- 350kg capacity UDL.
- Fitted with 2 fixed and 2 swivel heavy duty castors.
- Fully welded construction.



3 Sided Mesh Truck



3 & 1/2 Sided Mesh Truck



4 Sided Mesh Truck

COLOUR OPTIONS

Please add corresponding letters to the end of the code



Mesh Sided Trucks - Dimensions/Codes

Size H.W.D.	3 Sided Trucks	Price	3 1/2 Sided Trucks	Price	4 Sided Trucks	Price
830.600.900	RTBT3690M	£596.61	RTBT3569M	£628.01	RTBT4690M	£670.28
830.600.1200	RTBT3612M	£655.79	RTBT3561M	£688.39	RTBT4612M	£742.74

WORKBENCHES

EUROSLIDE

CUPBOARDS

LOCKERS

WORKSTATIONS

CYCLE PARKING

SMOKING SHELTERS

TRUCKS & TROLLEYS

CANTEEN FURNITURE

PALLETS

BARRIERS

WORKBENCHES

EUROSLIDE

CUPBOARDS

LOCKERS

WORKSTATIONS

CYCLE PARKING

SMOKING SHELTERS

TRUCKS & TROLLEYS

CANTEEN FURNITURE

PALLETS

BARRIERS



Cupboard with side shelf  
RTCS109060S



Double Cupboard  
R2CS109060S

**£535.02** FROM



Drawer & 3 Shelves  
RTDS109060S

Ideal for mobile maintenance stations and for mobile fitting and assembly work. Available with cupboard or drawer for secure storage of tools and equipment.

- Lockable drawers and cupboards.
- Recessed steel top.
- Durable welded steel construction.
- Fitted with 2 fixed and 2 swivel heavy duty castors.
- Powder coated light Grey cupboard and drawer front.
- Available with either steel plate or MDF worktop.



## COLOUR OPTIONS

Please add corresponding letters to the end of the code

Truck Colour



Cupboard & Drawer Colour Options



### Mobile Maintenance Trolleys - Steel Worktop

Size H.W.D.	Option	Code	Price
1050.900.600	Cupboard	RTCS109060S	£580.91
1050.1200.600	Cupboard & Side Shelf	RTCS101260S	£612.31
1050.900.600	Drawer &	RTDS109060S	£535.02
1050.1200.600	3 Shelves	RTDS101260S	£566.42
1050.900.600	Double Cupboard	R2CS109060S	£675.11

### Mobile Maintenance Trolleys - MDF Worktop

Size H.W.D.	Option	Code	Price
1050.900.600	Cupboard	RTCS109060M	£612.31
1050.1200.600	Cupboard & Side Shelf	RTCS101260M	£643.71
1050.900.600	Drawer &	RTDS109060M	£566.42
1050.1200.600	3 Shelves	RTDS101260M	£596.61
1050.900.600	Double Cupboard	R2CS109060M	£705.30



Our range of mailroom trolleys offer an easy and convenient way to transport post and packages around the workplace.

Supplied with easily removable side panels to aid loading and unloading.

3 and a half sided trolleys are supplied with convenient storage tray.

Manufactured from strong tubular steel with reinforced base for durability.

- Trolleys supplied with 2 fixed and 2 swivel braked castors.
- Tough durable powder coated finish.
- Fully welded construction.
- UK manufactured.
- Designed for doorways and narrow aisle access.



Mailroom Trolley with Half Side and Shelf  
RTMR3569MLXX

**£537.43** FROM

**Mailroom Trolleys - Half Side**

Size H.W.L.	Code	Price
830. 600. 900	RTMR3569MLXX	<b>£567.62</b>
830. 600. 1200	RTMR3561MLXX	<b>£597.82</b>

**Mailroom Trolleys - Full Side**

Size H.W.L.	Code	Price
830. 600. 900	RTMR4690MLXX	<b>£537.43</b>
830. 600. 1200	RTMR4612MLXX	<b>£567.62</b>

Economy Shelf Trucks offer a cost effective solution to the transport of items around a school, office or workplace.

Available in a range of colours with a choice of either two or three tiers.

- Capable of holding 60kg (SWL) per shelf.
- Choice of two or three shelves.
- Fitted with four swivel castors.
- A choice of three colour options available.
- Fully welded construction.
- Order quantities may apply, please speak to the sales team.



**All RED product codes are available on 5 Day Delivery when ordered in Blue**

**Economy Shelf Trucks - Dimensions/Codes**

Size H.W.L.	Tiers	Code	Price
960.495.1100	2	<b>RTLD9649112</b>	<b>£254.83</b>
	3	<b>RTLD9649113</b>	<b>£294.68</b>

**COLOUR OPTIONS**

Please add corresponding letters to the end of the code



WORKBENCHES

EUROSLIDE

CUPBOARDS

LOCKERS

WORKSTATIONS

CYCLE PARKING

SMOKING SHELTERS

TRUCKS & TROLLEYS

CANTEEN FURNITURE

PALLETS

BARRIERS

WORKBENCHES

EUROSLIDE

CUPBOARDS

LOCKERS

WORKSTATIONS

CYCLE PARKING

SMOKING SHELTERS

TRUCKS & TROLLEYS

CANTEEN FURNITURE

PALLETS

BARRIERS



RTST90603S

RTTST90602

RTPTS6900  
Available on page 188

FROM  
**£549.51**

**350KG**  
**SWL**  
EVENLY DISTRIBUTED

Hand trucks with multi-shelf storage for general commercial and heavy duty use. Ideal for storage of work in progress and for transporting between areas.

- Recessed steel shelves for load retention.
- Fitted with 2 fixed and 2 swivel 6" heavy duty castors.
- Fully welded construction.
- Powder coated in either light grey, yellow, blue or green.

Shelf Trucks - Dimensions/Codes

O/A Dims.mm H x W x D	Description	Steel Top Code	Price
1050. 900. 600	2 tier	RTTST90602	£549.51
1050. 1200. 600		RTTST12602	£643.71
1050. 900. 600	3 tier	RTST90603S	£594.19
1050. 1200. 600		RTST12603S	£694.43
1050. 900. 600	3 tier with mesh	RTTST90603M	£625.59
1050. 1200. 600		RTTST12603M	£724.63
1220. 900. 600	4 tier	RTST1290604	£640.09
1220. 1200. 600		RTST1212604	£756.03
1500. 900. 600	5 tier	RTST1290605	£694.43
1500. 1200. 600		RTST1212605	£799.50

COLOUR OPTIONS

Please add corresponding letters to the end of the code



**350KG  
SWL**  
EVENLY DISTRIBUTED



**2 Tier Shelf Truck** - Dimensions/Codes

O/A Dims.mm H x W x D	Steel Top Code	Price
1050. 900. 600	RTTST90602	<b>£549.51</b>
1050. 1200. 600	RTTST12602	<b>£643.71</b>

**3 Tier Shelf Truck** - Dimensions/Codes

O/A Dims.mm H x W x D	Steel Top Code	Price
1050. 900. 600	RTST90603S	<b>£594.19</b>
1050. 1200. 600	RTST12603S	<b>£694.43</b>

**3 Tier Mesh Sides Shelf Truck** - Dimensions/Codes

O/A Dims.mm H x W x D	Steel Top Code	Price
1050. 900. 600	RTTST90603M	<b>£625.59</b>
1050. 1200. 600	RTTST12603M	<b>£724.63</b>



**350KG  
SWL**  
EVENLY DISTRIBUTED



**4 Tier Shelf Truck** - Dimensions/Codes

O/A Dims.mm H x W x D	Steel Top Code	Price
1220. 900. 600	RTST1290604	<b>£640.09</b>
1220. 1200. 600	RTST1212604	<b>£756.03</b>

**5 Tier Shelf Truck** - Dimensions/Codes

O/A Dims.mm H x W x D	Steel Top Code	Price
1500. 900. 600	RTST1290605	<b>£694.43</b>
1500. 1200. 600	RTST1212605	<b>£799.50</b>

**COLOUR OPTIONS**

Please add corresponding letters  
to the end of the code



WORKBENCHES

EUROSLIDE

CUPBOARDS

LOCKERS

WORKSTATIONS

CYCLE PARKING

SMOKING SHELTERS

TRUCKS & TROLLEYS

CANTEEN FURNITURE

PALLETS

BARRIERS





Twin Handle Closed Ended Platform

Twin Handle Open Ended Platform

These quality platform trucks are available in single or twin handle designs and are ideal for general commercial use.

- Optional open, plywood or mesh ends.
- Fitted with 2 fixed and 2 swivel heavy duty castors.
- Fully welded construction.
- Order quantities may apply, please speak to the sales team.

**All RED product codes are available on 5 Day Delivery when ordered in Blue**

**5 DAY  
DELIVERY**



Single Handle Open &amp; Closed Ended Platform

## COLOUR OPTIONS

Please add corresponding letters to the end of the code



### Single Handle Platform Trucks - Open End

Size H.W.L.	Code	Price
1050.600.900	<b>RTPTS6900</b>	<b>£373.18</b>
1050.600.1200	<b>RTPTS6120</b>	<b>£402.17</b>

### Single Handle Platform Trucks - Plywood End

Size H.W.L.	Code	Price
1050.600.900	RTPTS690C	<b>£402.17</b>
1050.600.1200	RTPTS612C	<b>£431.15</b>

### Single Handle Platform Trucks - Mesh End

Size H.W.L.	Code	Price
1050.600.900	RTPTS690M	<b>£271.73</b>
1050.600.1200	RTPTS612M	<b>£297.10</b>

### Twin Handle Platform Trucks - Open End

Size H.W.L.	Code	Price
1050.600.900	RTPTD6900	<b>£400.96</b>
1050.600.1200	RTPTD6120	<b>£428.74</b>

### Twin Handle Platform Trucks - Plywood End

Size H.W.L.	Code	Price
1050.600.900	RTPTD690C	<b>£468.59</b>
1050.600.1200	RTPTD612C	<b>£496.37</b>

### Twin Handle Platform Trucks - Mesh End

Size H.W.L.	Code	Price
1050.600.900	RTBT2690M	<b>£311.59</b>
1050.600.1200	RTBT2612M	<b>£342.99</b>



### CARDBOARD TROLLEYS

Cardboard Box Trolleys are ideal for the storage and transport of cardboard sheets and flat pack cardboard boxes. These trolleys can be loaded with cardboard and positioned alongside our packing workbenches

- A selection of standard colour options are available, please speak to our sales team.
- Designed with 5 slots to allow the storage and transportation of cardboard sheets.
- Fitted with 2 fixed and 2 swivel braked castors.
- Fully welded frame to ensure durability.

Cardboard Trolleys - Dimensions/Codes

Size H.W.L.	Code	Price
1030.900.940	RTCBD109046B	£446.85


### DOUBLE TIER TROLLEYS

Double Tier Trolleys are designed to hold 2 rolls of packing material and are ideal for rolls of stretch wrap, bubble wrap or paper. This trolley is fitted with 2 fixed and 2 swivel braked castors which allow the user to secure the trolley.

- Powder coated in Light Grey with Germ Guard Active Technology Paint.
- Designed to hold 2 rolls of packing material.
- Fitted with 2 fixed and 2 swivel braked castors.
- Fully welded frame to ensure durability.
- Supplied without plastic cones, these are available to be purchased separately.

Double Tier Trolleys - Dimensions/Codes

Size H.W.L.	Description	Code	Price
1280.710.1200	-	RTPD127112LX	£178.74
-	Cones (Pack of 2)	BGSPARECONES	£106.28
-	Extra Spindle	RTPACTROLBAR	£40.47



Single Tier Trolleys - Dimensions/Codes

Size H.W.L.	Description	Code	Price
700.710.1800	-	RTPS70711BLX	£185.99
-	Cones (Pack of 2)	BGSPARECONES	£106.28
-	Extra Spindle	RTPACTROLBAR	£40.47



### SINGLE TIER TROLLEYS

Single Tier Trolleys are designed to hold a single roll of packing material and are ideal for rolls of stretch wrap, bubble wrap and paper. This trolley is fitted with 2 fixed and 2 swivel braked castors which allow the user to secure the trolley once positioned in place.

- Powder coated in Light Grey with Germ Guard Active Technology Paint.
- Designed to hold 1 roll of packing material.
- Fitted with 2 fixed and 2 swivel braked castors.
- Fully welded frame to ensure durability.
- Supplied without plastic cones, these are available to be purchased separately.

WORKBENCHES

EUROSLIDE

CUPBOARDS

LOCKERS

WORKSTATIONS

CYCLE PARKING

SMOKING SHELTERS

TRUCKS & TROLLEYS

CANTEEN FURNITURE

PALLETS

BARRIERS

WORKBENCHES

EUROSLIDE

CUPBOARDS

LOCKERS

WORKSTATIONS

CYCLE PARKING

SMOKING SHELTERS

TRUCKS & TROLLEYS

CANTEEN FURNITURE

PALLETS

BARRIERS



FROM  
**£167.87**

**5 DAY**  
DELIVERY

**500KG**  
SWL  
EVENLY DISTRIBUTED

This practical and versatile sack truck is constructed from welded tubular steel for high levels of strength and durability.

- Fully welded construction with an impressive 500kg load capacity.
- Manufactured with a 250mm shoe.
- Powder coated Dark Blue with Germ Guard Active Technology Paint.
- Fitted with hard wearing castors.
- Designed with welded steel plate to guard castors from accidental damage.
- Handles include hooded grips for hand protection.
- Available to order from stock, please speak to sales order quantities may apply.



Sack Trucks - 500kg Load Capacity

Shoe Size	Option	Code	Price
250mm	Open Back	RTOB2550XBXX	£167.87



# CANTEEN FURNITURE

192 Standard Canteen Furniture

194 Spectrum Canteen Furniture



WORKBENCHES

EUROSLIDE

CUPBOARDS

LOCKERS

WORKSTATIONS

CYCLE PARKING

SMOKING SHELTERS

TRUCKS & TROLLEYS

CANTEEN FURNITURE

PALLETS

BARRIERS



**£281.40** FROM

## COLOUR OPTIONS

Please add corresponding letters to the end of the code



■ Table Top: 535mm x 600mm



■ Table Top: 1070mm x 600mm



■ Table Top: 1070mm x 600mm

### Standard Canteen Furniture - 2 Seat Single Entry

Size H.W.L.	Code	Price
725. 1690. 530	<b>B6FASTFD2SE</b>	<b>£281.40</b>

### Standard Canteen Furniture - 4 Seat Double Entry

Size H.W.L.	Code	Price
725. 1690. 1070	<b>B6FASTFD4DE</b>	<b>£409.41</b>

### Standard Canteen Furniture - 4 Seat Single Entry

Size H.W.L.	Code	Price
725. 1690. 1070	<b>B6FASTFD4SE</b>	<b>£409.41</b>

**All RED product codes are available on 5 Day Delivery (when ordered with Blue seats)**



■ Table Top: 1580mm x 600mm

### Standard Canteen Furniture - 6 Seat Double Entry

Size H.W.L.	Code	Price
725. 1690. 1580	<b>B6FASTFD6DE</b>	<b>£565.21</b>

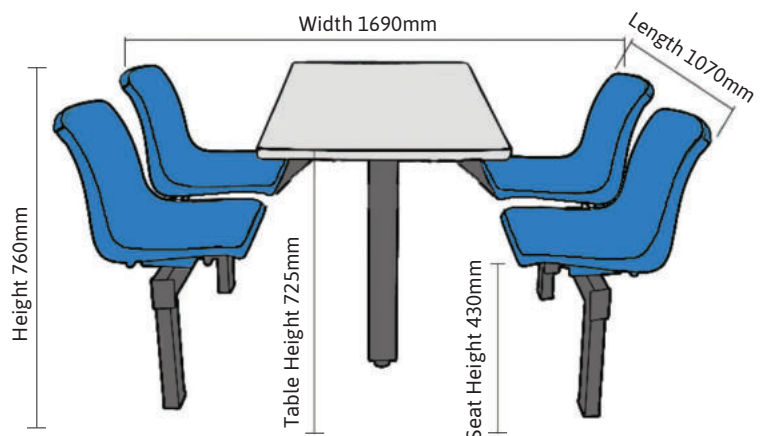


■ Table Top: 1580mm x 600mm

### Standard Canteen Furniture - 6 Seat Single Entry

Size H.W.L.	Code	Price
725. 1690. 1580	<b>B6FASTFD6SE</b>	<b>£565.21</b>

**5 DAY  
DELIVERY**



Provide economical seating for vending, refreshment and rest areas. Simplify cleaning of dining areas, with clear access to floor. Maintain planned layout, eliminate furniture movement. Modular units combine tables and seats in a wide range of seating arrangements enabling you to design your own layout. One piece moulded polypropylene seats available in blue, are easy to clean.

- Blue seats available on 5 Day Delivery; red & black seats made to order.
- Fully welded canteen unit with polypropylene seat shells.

- Framework powder coated black with Germ Guard Active Technology.
- MFC table tops come in a light grey, with PVC edging for extra strength and protection.
- Available in 2 seater single entry, 4 seater single entry, 4 seater double entry, 6 seater single entry and 6 seater double entry.
- Order quantities may apply, please speak to the sales team.
- Optional floor fixings available.

WORKBENCHES

EUROSLIDE

CUPBOARDS

LOCKERS

WORKSTATIONS

CYCLE PARKING

SMOKING SHELTERS

TRUCKS & TROLLEYS

CANTEEN FURNITURE

PALLETS

BARRIERS





**£573.66** FROM

- Fully welded robust canteen unit with seats made from 1.2mm mild steel.
- MFC table tops come in a light Grey, with PVC edging for extra strength and protection.
- Frames powder coated with light Grey Germ Guard Active Technology paint.
- Seats available in green, red, blue and dark Grey. Any RAL colour available to suit corporate colours, £POA.

## COLOUR OPTIONS

Please add corresponding letters to the end of the code



- Table Top: 535mm x 600mm
- Overall Size: 790mm x 1755mm x 570mm

### Spectrum Canteen Furniture - 2 Seater

Size H.W.L.	Code	Price
790.1755.570	B6SPFAST2SE	£573.66



- Table Top: 1070mm x 600mm
- Overall Size: 790mm x 1755mm x 1100mm

### Spectrum Canteen Furniture - 4 Seater

Size H.W.L.	Description	Code	Price
790.1755.1100	Single Entry	B6SPFAST4SE	£820.04
790.1755.1100	Double Entry	B6SPFAST4DE	£820.04



- Table Top: 1580mm x 600mm
- Overall Size: 790mm x 1755mm x 1600mm

### Spectrum Canteen Furniture - 6 Seater

Size H.W.L.	Description	Code	Price
790.1755.1600	Single Entry	B6SPFAST6SE	£1,047.08
790.1755.1600	Double Entry	B6SPFAST6DE	£1,047.08

# PALLETS

- 196** Detachable Side Pallets
- 196** Open Fronted Pallets
- 196** Chute Pallets
- 197** Box Pallets
- 197** Half-Drop Side Pallets
- 197** Post Pallets
- 198** Drum Storage Shelters
- 198** Drum Racks & Heavy Duty Sumps



WORKBENCHES

EUROSLIDE

CUPBOARDS

LOCKERS

WORKSTATIONS

CYCLE PARKING

SMOKING SHELTERS

TRUCKS &amp; TROLLEYS

CANTEEN FURNITURE

**PALLETS**

BARRIERS



WORKBENCHES

EUROSLIDE

CUPBOARDS

LOCKERS

WORKSTATIONS

CYCLE PARKING

SMOKING SHELTERS

TRUCKS & TROLLEYS

CANTEEN FURNITURE

PALLETS

BARRIERS



610.915.610 Size Shown

### DETACHABLE SIDE PALLETS

- Detachable mesh or steel panel.
- Up to 1000kg capacity.
- Choice of mesh or steel sides.
- Powder coated in dark blue.
- Dimensions show the interior usable space.

Detachable Side Pallets - Dimensions/Codes

Size H.W.D.	Mesh Sides	Steel Sides	Price
460.610.610	PDS616146MBX	PDS616146SBX	£349.03
610.610.610	PDS616161MBX	PDS616161SBX	£362.31
460.915.610	PDS916146MBX	PDS916146SBX	£374.39
610.915.610	PDS916161MBX	PDS916161SBX	£387.67
460.915.915	PDS919146MBX	PDS919146SBX	£399.75
610.915.915	PDS919161MBX	PDS919161SBX	£415.45
760.915.915	PDS919176MBX	PDS919176SBX	£427.53
460.1220.915	PDS129146MBX	PDS129146SBX	£443.23
610.1220.915	PDS129161MBX	PDS129161SBX	£460.14
760.1220.915	PDS129176MBX	PDS129176SBX	£474.63



610.915.610 Size Shown

### OPEN FRONTED PALLETS

- Completely open front.
- Up to 1000kg capacity.
- Choice of mesh or steel sides.
- Powder coated dark blue.
- Dimensions show the interior usable space.

Open Fronted Pallets - Dimensions/Codes

Size H.W.D.	Mesh Sides	Steel Sides	Price
460.610.610	POF616146MBX	POF616146SBX	£274.15
610.610.610	POF616161MBX	POF616161SBX	£282.60
460.915.610	POF916146MBX	POF916146SBX	£293.47
610.915.610	POF916161MBX	POF916161SBX	£304.34
460.915.915	POF919146MBX	POF919146SBX	£315.21
610.915.915	POF919161MBX	POF919161SBX	£326.08
760.915.915	POF919176MBX	POF919176SBX	£335.74
460.1220.915	POF129146MBX	POF129146SBX	£349.03
610.1220.915	POF129161MBX	POF129161SBX	£362.31
760.1220.915	POF129176MBX	POF129176SBX	£371.97



305.915.610 Size Shown

305.610.610 Size Shown

### CHUTE PALLETS

- Heavy duty chute front.
- Easy access to stacked materials.
- Up to 500kg capacity.
- Can be stacked up to 5 pallets high.
- Powder coated dark blue.
- Dimensions show the interior usable space.

Chute Pallets - Dimensions/Codes

Size H.W.D.	Code	Price
305.610.610	PCH616130BXX	£198.06
305.915.610	PCH916130BXX	£241.54



BOX PALLETS

- Ideal for stacking.
- Up to 1000kg capacity.
- Choice of mesh or steel sides.
- Powder coated dark blue.
- Dimensions show the interior usable space.

Box Pallets - Dimensions/Codes

Size H.W.D.	Mesh Sides	Steel Sides	Price
460.610.610	PBX616146MBX	PBX616146SBX	£316.42
610.610.610	PBX616161MBX	PBX616161SBX	£327.29
460.915.610	PBX916146MBX	PBX916146SBX	£340.57
610.915.610	PBX916161MBX	PBX916161SBX	£351.44
460.915.915	PBX919146MBX	PBX919146SBX	£363.52
610.915.915	PBX919161MBX	PBX919161SBX	£376.81
760.915.915	PBX919176MBX	PBX919176SBX	£390.09
460.1220.915	PBX129146MBX	PBX129146SBX	£402.17
610.1220.915	PBX129161MBX	PBX129161SBX	£417.87
760.1220.915	PBX129176MBX	PBX129176SBX	£432.36



610.915.610 Size Shown

HALF-DROP SIDE PALLETS

- Half-drop side for easier access.
- Up to 1000kg capacity.
- Choice of mesh or steel sides.
- Powder coated dark blue.
- Dimensions show the interior usable space.

Half-Drop Side Pallets - Dimensions/Codes

Size H.W.D.	Mesh Sides	Steel Sides	Price
460.610.610	PHD616146MBX	PHD616146SBX	£353.86
610.610.610	PHD616161MBX	PHD616161SBX	£365.94
460.915.610	PHD916146MBX	PHD916146SBX	£379.22
610.915.610	PHD916161MBX	PHD916161SBX	£391.30
460.915.915	PHD919146MBX	PHD919146SBX	£404.58
610.915.915	PHD919161MBX	PHD919161SBX	£419.08
760.915.915	PHD919176MBX	PHD919176SBX	£434.78
460.1220.915	PHD129146MBX	PHD129146SBX	£449.27
610.1220.915	PHD129161MBX	PHD129161SBX	£464.97
760.1220.915	PHD129176MBX	PHD129176SBX	£481.88



610.915.610 Size Shown

POST PALLETS

- Angled steel corner posts.
- Easier access to stacked materials.
- Powder coated dark blue.
- Dimensions show the interior usable space.

Post Pallets - Dimensions/Codes

Size H.W.D.	Code	Price
460.610.610	PPO616146BXX	£205.31
610.610.610	PPO616161BXX	£213.76
460.915.610	PPO916146BXX	£221.01
610.915.610	PPO916161BXX	£229.46
760.915.610	PPO916176BXX	£237.92
915.915.610	PPO916191BXX	£246.37
460.915.915	PPO919146BXX	£254.83
610.915.915	PPO919161BXX	£265.70
760.915.915	PPO919176BXX	£274.15
915.915.915	PPO919191BXX	£285.02
460.1220.915	PPO129146BXX	£293.47
610.1220.915	PPO129161BXX	£305.55
760.1220.915	PPO129176BXX	£316.42
915.1220.915	PPO129191BXX	£327.29



610.915.610 Size Shown

WORKBENCHES

EUROSLIDE

CUPBOARDS

LOCKERS

WORKSTATIONS

CYCLE PARKING

SMOKING SHELTERS

TRUCKS & TROLLEYS

CANTEEN FURNITURE

PALLETS

BARRIERS

Designed for the secure storage of cylinders, drums, components and products. These covered shelters provide a facility to store items securely outside a building. Built from square section steel frame with galvanised steel panel to the sides and rear, these storage shelters are robust and weather resistant.

- Feet supplied for surface mounting as standard.
- Internal storage area is 2.35 wide x 2.1 high x 1.27 metres deep.
- Powder coated dark blue with Germ Guard Active Technology paint.
- Corrosion resistant galvanised panels.
- Full site survey and erection service available.



Description	Size H.W.D.	Code	Price
Single Gated Open Front Shelter	2100. 2500. 1900	SODRUMSHLTBX	£1,973.40



Description	Size H.W.D.	Code	Price
Double Gated Open Front Shelter	2100. 2500. 1900	DODRUMSHLTBX	£2,071.22



Description	Size H.W.D.	Code	Price
Single Gated Mesh Infill Door Shelter	2100. 2500. 1900	SOMSHDRSHLBX	£2,108.66



Description	Size H.W.D.	Code	Price
Double Gated Mesh Infill Door Shelter	2100. 2500. 1900	DOMSHDRSHLBX	£2,214.94



Description	Size H.W.D.	Code	Price
Single Gated Galvanized Panel Fronted Shelter	2100. 2500. 1900	SOGLVFNTSHBX	£2,108.66



Description	Size H.W.D.	Code	Price
Double Gated Galvanized Panel Fronted Shelter	2100. 2500. 1900	DOGLVFNTSHBX	£2,214.94



Drum Racks - Dimensions/Code		
Size H.W.D.	Code	Price
400. 1450. 600	DRACK40145BX	£409.41



Heavy Duty Sump - Dimensions/Code		
Size H.W.D.	Code	Price
360. 1250. 950	DSHDSUMPLGBX	£400.96



# BARRIERS

- 200** Fully Welded Barriers
- 201** Protective Posts
- 201** Low Level Barriers
- 202** Lift Out Rail Barriers
- 203** Round Tube Barriers
- 203** Pallet Racking Protectors
- 204** Guard Barriers



WORKBENCHES

EUROSLIDE

CUPBOARDS

LOCKERS

WORKSTATIONS

CYCLE PARKING

SMOKING SHELTERS

TRUCKS &amp; TROLLEYS

CANTEEN FURNITURE

PALLETES

BARRIERS



WORKBENCHES

EUROSLIDE

CUPBOARDS

LOCKERS

WORKSTATIONS

CYCLE PARKING

SMOKING SHELTERS

TRUCKS & TROLLEYS

CANTEEN FURNITURE

PALLETS

BARRIERS



These safety barriers are designed for creating protective barriers around machinery and equipment and for defining walkways through industrial, manufacturing and warehousing areas.

- Choice of open or mesh infill panels.
- Fully welded construction.
- Powder Coated in high visibility yellow.
- Germ Guard Active Technology Paint.
- Order quantities may apply, please speak to the sales team.

All **RED** product codes are available on 5 Day Delivery



Corner Barrier Units - Dimensions/Codes

Size L.H.	Mesh Infill	Price	Open Barrier	Price
1000.900	RBCU1090MYXX	£445.64	RBCU1090OYXX	£301.93
1000.1100	RBCU1011MYXX	£445.64	RBCU1011OYXX	£305.55



Gate Barrier Units - Dimensions/Codes

Size L.H.	Mesh Infill	Price	Open Barrier	Price
900.900	RBGU9090MYXX	£253.62	RBGU9090OYXX	£198.06
900.1100	RBGU9011MYXX	£264.49	RBGU9011OYXX	£211.35
1200.900	RBGU1290MYXX	£277.77	RBGU1290OYXX	£208.93
1200.1100	RBGU1211MYXX	£297.10	RBGU1211OYXX	£225.84




Straight Barrier Units - Dimensions/Codes

Size L.H.	Mesh Infill	Price	Open Barrier	Price
1000.900	RBST1090MYXX	£281.40	RBST1090OYXX	£213.76
1000.1100	RBST1011MYXX	£355.07	RBST1011OYXX	£274.15
2000.900	RBST2090MYXX	£450.48	RBST2090OYXX	£317.63
2000.1100	RBST2011MYXX	£471.01	RBST2011OYXX	£328.50



- Designed to protect building doorways from accidental damage.
- Fully welded construction for floor mounting.
- Extra height posts available on request for embedding into concrete.
- Order quantities may apply, please speak to the sales team.
- Powder coated in Yellow or Yellow & Black.




Protective Posts - Dimensions/Codes

Size H. W.	Colour Option	Code	Price
1100.170	Yellow	<b>RBPP110170YX</b>	<b>£246.37</b>
	Yellow & Black	RBPP110170WX	<b>£246.37</b>
915.115	Yellow	<b>RBPP915115YX</b>	<b>£164.25</b>
	Yellow & Black	RBPP915115WX	<b>£164.25</b>
760.90	Yellow	<b>RBPP76090YX</b>	<b>£142.51</b>
	Yellow & Black	RBPP76090WX	<b>£142.51</b>

## LOW LEVEL BARRIERS



- Designed to protect machinery from damage by fork lift or pallet trucks.
- Order quantities may apply, please speak to the sales team.
- Fully welded construction from box section.
- Powder coated in high visibility yellow.
- Germ Guard Active Technology Paint.
- Angled steel corner protectors



Corner Protectors - Dimensions/Codes

Size H.W.D.	Colour Option	Code	Price
300.300.300	Yellow	<b>RBLLSCX300YX</b>	<b>£101.45</b>

Low Level Barriers - Dimensions/Codes

Size H.W.	Colour Option	Code	Price
300.1200	Yellow	<b>RBLLSB1200YX</b>	<b>£169.08</b>
300.800	Yellow	<b>RBLLSBX800YX</b>	<b>£132.85</b>
300.400	Yellow	<b>RBLLSBX400YX</b>	<b>£117.15</b>

WORKBENCHES

EUROSLIDE

CUPBOARDS

LOCKERS

WORKSTATIONS

CYCLE PARKING

SMOKING SHELTERS

TRUCKS & TROLLEYS

CANTEEN FURNITURE

PALLETS

BARRIERS

WORKBENCHES

EUROSLIDE

CUPBOARDS

LOCKERS

WORKSTATIONS

CYCLE PARKING


SMOKING SHELTERS

TRUCKS & TROLLEYS

CANTEEN FURNITURE

PALLETS

BARRIERS



- Modular design at either 500, 900 or 1100mm tall with easily removable rails to allow access if required.
- Constructed from tough mild steel box section.
- Supplied in component form for easy on-site assembly.
- Powder Coated in high visibility yellow.
- Germ Guard Active Technology Paint.

### Lift Out Single Rail Barrier Posts - Dimensions/Codes

Size H.W.D.	Option	Code	Price
500.80.80	End Post	RBSRBBEX500Y	£106.28
	Standard Post	RBSRBBSX500Y	£123.19
	Corner Post	RBSRBBXC500Y	£123.19

### Lift Out Barrier Rails - Universal - Dimensions/Codes

Size L.	Code	Price
3000	RBTRBBB3000Y	£143.72
2400	RBTRBBB2400Y	£121.98
1200	RBTRBBB1200Y	£95.41
600	RBTRBBB600Y	£64.01
300	RBTRBBB300Y	£44.69



### Lift Out Twin Rail Barrier Posts - Dimensions/Codes

Size H.W.D.	Option	Code	Price
1100.80.80	End Post	RBTRBBE1100Y	£137.68
900.80.80		RBTRBBEX900Y	£120.77
1100.80.80	Standard Post	RBTRBBS1100Y	£154.59
900.80.80		RBTRBBSX900Y	£138.89
1100.80.80	Corner Post	RBTRBBC1100Y	£154.59
900.80.80		RBTRBBCX900Y	£138.89





Round Tube Single Barrier Posts - Dimensions/Codes

Size H.	Option	Code	Price
500	End Post	RBSRBREX500Y	£101.45
	Standard Post	RBSRBRSX500Y	£126.81
	Corner Post	RBSRBRCX500Y	£126.81

Round Tube Twin Barrier Posts - Dimensions/Codes

Size H.	Option	Code	Price
900	End Post	RBTRBREX900Y	£161.83
	Standard Post	RBTRBRSX900Y	£195.65
	Corner Post	RBTRBRCX900Y	£195.65

- Modular design at 500mm or 900mm tall using round tube beams and box section supports.
- Shipped in component form for easy on-site assembly.
- Powder Coated in high visibility yellow.
- Germ Guard Active Technology Paint.

Round Tube Barrier Rails - Universal - Dimensions/Codes

Size (Length)	Code	Price
2000	RBTRBRB2000Y	£73.67
1600	RBTRBRB1600Y	£59.18
800	RBTRBRBX800Y	£44.69
400	RBTRBRBX400Y	£30.19

## PALLET RACKING PROTECTORS



- An economical range of protection barriers for the end of pallet racking bays.
- Constructed from heavy gauge steel tube and fully welded no on-site assembly.
- Powder Coated with Germ Guard Active Technology Paint.
- Designed with heavy duty floor fixing plate.
- 6 sizes for single or double bays.
- Order quantities may apply, please speak to the sales team.

Pallet Racking Protectors - Dimensions/Codes

Size H.L.	Code	Price
620.700	RBMODBX700YX	£195.65
620.900	RBMODBX900YX	£218.60
620.1100	RBMODB1100YX	£248.79
620.1500	RBMODB1500YX	£270.53
620.1900	RBMODB1900YX	£330.91
620.2300	RBMODB2300YX	£368.35



All **RED** product codes are available on 5 Day Delivery

WORKBENCHES

EUROSLIDE

CUPBOARDS

LOCKERS

WORKSTATIONS

CYCLE PARKING

SMOKING SHELTERS

TRUCKS & TROLLEYS

CANTEEN FURNITURE

PALLETS

BARRIERS



These attractive tubular, safety barriers are ideal for protecting walkways around machinery and shelving and for defining walkways through industrial, manufacturing and warehouse areas.

- Fully welded construction.
- Powder Coated in high visibility yellow.
- Germ Guard Active Technology Paint.
- Order quantities may apply, please speak to the sales team.







WORKBENCHES

EUROSLIDE

CUPBOARDS

LOCKERS

WORKSTATIONS

CYCLE PARKING

SMOKING SHELTERS

TRUCKS & TROLLEYS

CANTEEN FURNITURE

PALLETS

**BARRIERS**



**£205.31** FROM


**Long Guard Barrier** - Dimensions/Codes

Size H.L	Code	Price
940.2000	<b>RBLGB9420YXX</b>	<b>£268.11</b>



**Short Guard Barrier** - Dimensions/Codes

Size H.L	Code	Price
940.1000	<b>RB5GB9410YXX</b>	<b>£205.31</b>



**Corner Guard Barrier** - Dimensions/Codes

Size H.W.D	Code	Price
940.530.530	<b>RBCGB9453YXX</b>	<b>£229.46</b>

**5 DAY**  
DELIVERY



■ Maximum pillar size; W600 x D480

**Pillar Guard Barrier** - Dimensions/Codes

Size H.W.D	Code	Price
850.750.700	<b>RBPG8575YXX</b>	<b>£263.28</b>



## SPECIAL PRODUCTS

Even though our range of products is wide, we know that from time to time a users particular needs can only be met by a specially designed product. In these circumstances, our technical team will be delighted to discuss how our standard design might be adapted to suit the specific requirements of a particular application. This might include how to accommodate existing features or equipment safely, or changing dimensions, colours and material specifications from those we use as standard.

### Our Special Product Design Service includes:

- Examining the original sketch or idea.
- Developing the concept in harmony with QMP manufacturing methods.
- Producing a drawing or sample for approval prior to production.
- The expertise of an AutoCAD and/or JETCAM in-house designer.
- A-Z project management of the whole process, from idea through to design, all the way to delivery and installation.

### Special Colours and Finishes

To personalise a product, perhaps to match your organisations logo, brand or corporate colour scheme, you can choose from a wide variety of other colours and finishes. Most RAL colours can be applied to our product ranges. As well as gloss, there are also matt and metallic finishes - all of which are subject to a modest additional charge and minimum order requirement.

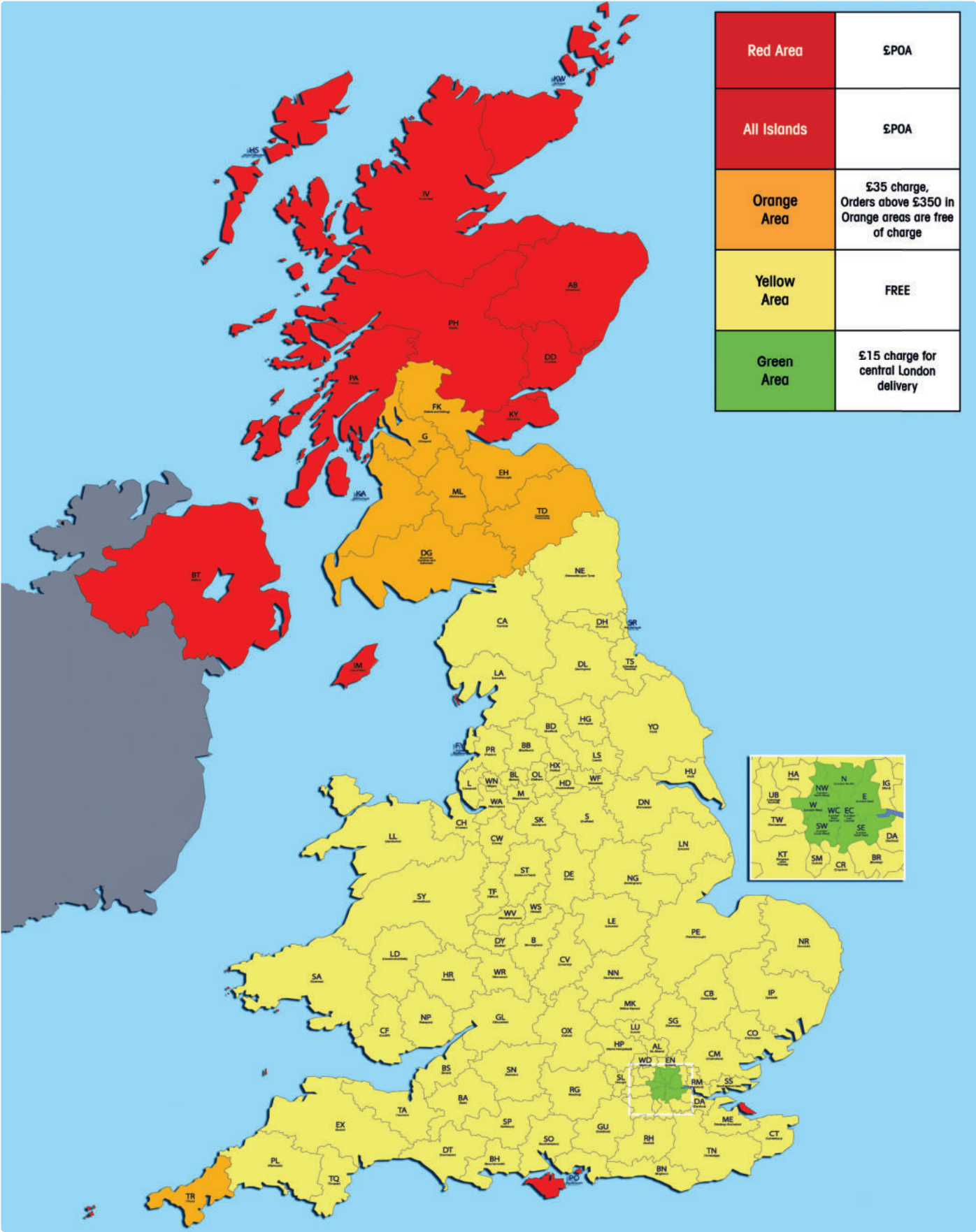


**MADE IN GREAT BRITAIN**



# DELIVERY

Deliveries are made to a kerbside location during office hours Monday to Friday. Delivery outside of this location, or hours can be arranged for an additional charge. Details are available from our sales office. Delivery dates are estimates only & the company shall not be liable for any loss or damage resulting from any delay in delivery.





Workbenches

Euroslide

Cupboards

Lockers

Workstations

Cycle Parking

Smoking Shelters

Trucks & Trolleys

Canteen Furniture

Pallets & Drum Storage

Barriers



UK MANUFACTURED

Distributed By

**STAKRAK LIMITED**

**MATERIALS STORAGE SOLUTIONS**

Unit 19 Pelham court, Crawley, RH11 9SH



Printed on paper made from totally chlorine free pulp (TCF) from sustainable sources